



Thornton Public School

Respectful, Responsible, Resilient



Principal: Mr Stuart Wylie

5th November 2019

A History of Thornton Public School

The first application for a public school at Thornton was made in July 1915. Children were having to travel two miles to attend Tarro Public or further to attend East Maitland Public School. Our first students were children of the railway employees, sawmill workers, brickwork hands and farmers. A further application was made in June 1917 but was curtailed due to war expenditure.

In 1918 Messrs W & T Longworth donated a site of two acres (our present site) for the purpose of developing a school. The first school was a disused timber building transported from Four Mile Creek and re-erected on the present site along with a water tank from Kurri Kurri Public School. The original building was unlined with a tin roof so was unbearably hot in summer.

The first teacher/Headmaster was Mr Eber Harris, a returned soldier, who had gained discharge one month before taking up his position at Thornton in 1915. Mrs Harris, his wife, was engaged one afternoon per week to teach the girls sewing.

The school officially opened with an enrolment of 38 students on April 29, 1919. Mr Harris noted that of the 38 students some had not been to school at all and the majority had but little schooling. Attendance was slow to begin with due to the threat of the Spanish Flu that struck Australia in May 1919.

By 1920 Mr Kirkman, Secretary of the P&C, described the classroom as a crowded incubator holding 86 pupils and he requested a veranda or weather shed be added. The P&C provided a donation of £50 to support the cost of a verandah and a five-metre extension to the building.

In 1928 the existing building at the front of the school, rooms 1 & 2 were completed and were designed to hold 80 to 100 students. Things really started to progress around this time when in 1930 electricity was connected to Thornton.

In 1937 the original building was demolished, and rebuilt as a weather shed which also served as a classroom in the 1950's. Also in 1955 the school residence was built and there were three teachers employed at the school. The school continued to grow and in 1957 a third classroom was added.

The 60's saw a flurry of activity with the addition of a fourth classroom in 1962 and the school employing four teachers at this time. 1964 saw the addition of a new brick toilet block which is still in use today.

During 1976 our first demountable classroom was installed, and the boundary fence was removed to allow full use of the 22-acre site. The school had steadily grown over the first fifty seven years and now employed five teachers.

The 1980's saw a period of rapid expansion with the addition in 1981 of a demountable administration block and the school canteen built in this year. In the 1983 school year we had 10 demountable classrooms plus a library on site with 13 teachers employed at the school. By 1984 the school population had grown to 398 students with 15 classes operating. This rapid expansion led to the opening of new permanent classrooms in 1992 which are the permanent buildings we have today.

In 2019 Thornton Public School has a population of 712 students in 28 classes. This number will grow to 745 students in 30 classes in 2020. Ten percent of our student population are the children of current Defence Force members. The school has been continuously supported by the efforts of the P&C since 1919 and have worked tirelessly to raise funds to improve the school and provide much needed resources.

I hope you get an opportunity to come to the school this week and enjoy some of our celebrations and some time to enjoy our memorabilia display. Our students have created 100 year displays in their classroom windows which are fabulous and definitely worth a look. Thanks to all of our staff for getting behind this wonderful occasion and a special thankyou to Amanda Wilson and Yvonne Fletcher for all their hard week in organising our week of activities.

Have a great week,

Stuart Wylie Principal





Important Dates

Date	Time	What's On
Thursday Odd Weeks	1.50pm—2.20pm	Kindergarten Assembly
Thursday Odd Weeks	2.25pm—2.55pm	Stage 1 Assembly
Thursday Even Weeks	1.50pm—2.20pm	Stage 2 Assembly
Thursday Even Weeks	2.25pm—2.55pm	Stage 3 Assembly
2nd —8th November	See link	100 year celebration
28th Oct—7th November	By Bus	Year 2 Swim School
Thursday 14th November	2pm	Sports Champions Assembly
Thursday 7th, 14th and 21st November	TPS	Interrelate
Tuesday 3rd December	9am	High School Transition
Monday 16th December	9am year 3-6 12pm years K-2	Presentation Day

Hat reminder

Students at TPS are required to wear hats whilst playing in unshaded areas to minimise the risk of life threatening skin diseases later in life.

As part of the uniform policy and sun safe strategy a student's hats must not have writing or drawings on the outside of them. Students will be asked to put these in their bags until they are cleaned and will be asked to play in shaded areas.

Hats are available from the school office for \$15.00

We thank you for your support.



SAVE THE DATE FOR OUR 100 YEAR CELEBRATIONS



Thornton Public School is honouring 100 Years of quality education with a week long celebration.

The program of commemorative events is as follows:

Saturday 2nd November - 1-3 pm - Open Day for Ex Staff & Pupils

Wednesday 6 November -9.15am Formal Assembly and showcase of student talents

Friday 8 November - 1-6 pm - 100yr Birthday Party and School Fair

Keep your eye out for more information on our Facebook page and newsletters



<https://www.facebook.com/ThorntonPS/>

Thornton Public School

100 Year Celebration Program

Saturday 2nd November- Friday 8th November 2019



Now live to view for everyone is our [100 Year Website](#) where you will find a full program guide and information about our 100 Year Celebrations

100 Year website link- Program Guide:

<https://sites.google.com/education.nsw.gov.au/100years/home>



Are You An Ex-Student of Thornton Public School?

As part of our school Centenary we are conducting a Memory Collection Project to capture your memories of your time at the school.

Please consider taking our Memory Collection Survey.

<https://www.surveymonkey.com/r/FXFL5VB>


All responses will remain anonymous and will be used as part of our digital presentation and to inform our teaching and learning on the history of the school. Hard copies of the survey are available from the school office or from Thornton Library.

Thornton Public School First School Pupils 1919



Did You Know?

Our school opened in April 1919 with 38 pupils. Prior to the opening of the school some children had travelled the two miles to attend the school at Tarro. However, as the then Principal, Mr E H Harris, noted of his new students “some had not been to school, and the majority but little.”



1S

On Friday of week 2, 1S had a video conference with Faye. 1S hooked up with Faye, via a video link direct from China. We learnt how to say...

Hello...Ni Hao

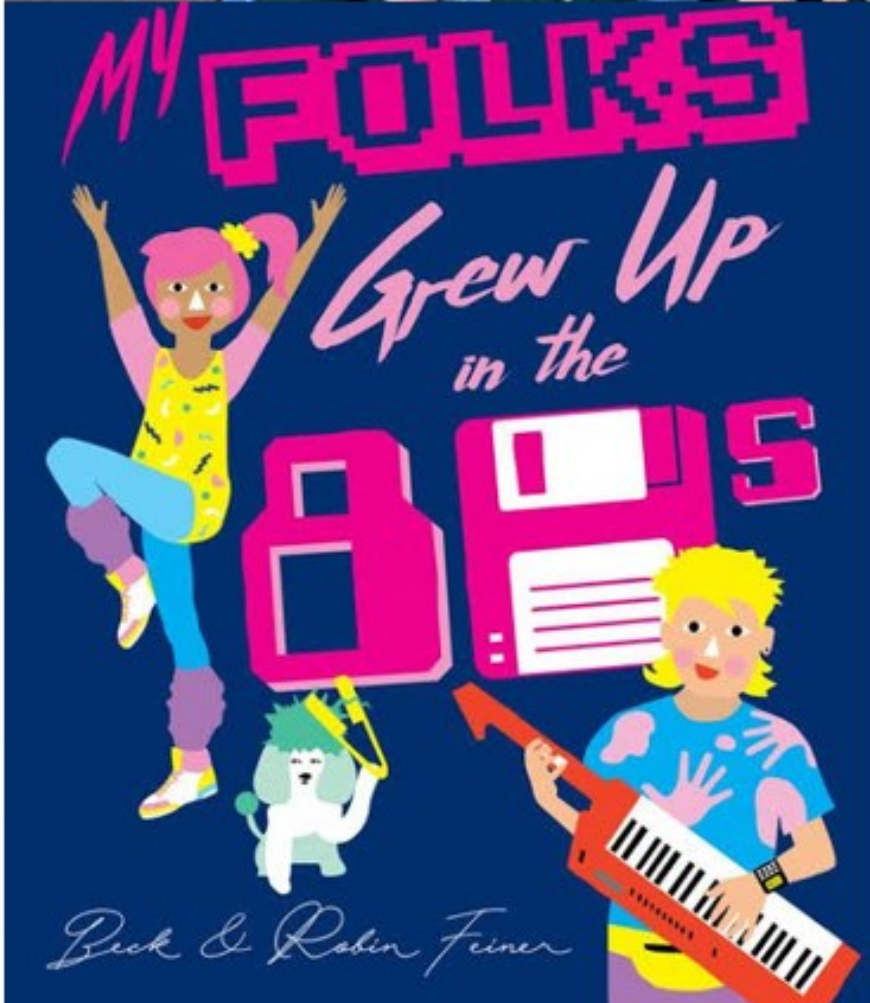
Thank you...Xiexie

And

Goodbye...Zaijian

Faye also used her online camera to show us outside her balcony window. 1S were amazed to see China in Autumn, in real time.





CELEBRATING 100 YEARS AT TPS!

In 2T we looked back to life in the 80's. We interviewed our parents about what school was like when they were a kid and got a glimpse at how it was very different back then.

In the 80's, they had brownie coloured paper. Today we have white coloured paper. Troll dolls were popular. Now we play with Barbies and Ooshies. You would listen to music on record players or through a boom box.

You would watch movies on VHS. Luckily we have DVD's, Netflix and Stan. You would play games on a thing called a Game Boy which is an ancestor of the Nintendo Switch. So many things have changed, and we have much more technology.

Brooklyn & Olivia

3S

In 3S we have been learning about celebrations in history and have also been working on imaginative writing. Here are some of our Halloween celebration artworks as well as some imaginative writing on a photo about Atlantis.






Drought By 5/60


Inspired by the book Drought by Jackie French and Bruce Whatley the students of 5/60 wrote poems describing their thoughts, feelings and ideas about life in drought.

The sun that never dims,
The ground crumbles under my feet,
The sun begins to make me weak,
The silent cries of the animals above,
We say goodbye to the ones we love.
Written by Beau



Trees shrivel, crops drink, thirsty
weak animals crowd around the only water left,
Brown, grainy ground cracks,
Only one thing that holds it together,
that thing is gone now.
Hope leaves our poor sweet souls
Oh, how I long to witness the luscious green grass!
Just to feel the colour between my toes.

By Kayla



Uneven ground splitting
Dust blowing everywhere
Crops browning and dying
Happiness fading
Life at stake.

By Jono



Ground cracking,
gloss sky stretching forever,
bushfires burning at the speed of a cyclone
Animals taking their last breath,
hoping for a second chance.

By Charlize

As the wind blows dry,
not a day goes by,
that I don't pray for the rain to come back!
If only I still remembered what it was like to have rain.
Nearly every time it rained before this mind -cracking drought,
Did I complain about this wonderful substance named....

Water!

We used to take water for granted,
This is what we get, for wasting this and over using this precious, amazing substance

Water!

By Lyam



The barren landscape as brown as dry as dust
Hope disappears like water
I hear the footsteps of dehydrated animals
Glass sky stretching forever
The ground shattering at the touch of a feather
Grass turning to dirt
Animals trying hard to live.

By Macey




Dry and dusty
Ruthless animals fighting for a scrap of food
Overwhelming odds
Uneven ground
Grass turns to dirt
Help needed
Terrified of death


By Dylan



Red, orange and brown surrounding the area,
Grass turning into dusty dirt,
Animals gasping for their last breath,
Black, polluted water,
Old crops growing and dying.
By Maddy



Forests burning, stomachs churning,
At the thought of losing water
Crops dying
Farmers crying at losing their careers
Animals being put down
While people in the city nearly drown.
By Deacon



Crackling hot rocks, tearing soles of shoes,
opening feet,
Heat stripping green off the ground never to be seen again.
Fire devouring everything in its path leaving ashes,
Orange, red and brown stretching further than a telescope.
Animals bathing in hot stinky mud.

Written by Noah

Grass turned dirt
Clouds turned dust
Drought stricken
Barren landscape
Water as precious as gold

By Caleb

Drought
Sky as clear as glass,
dust everywhere,
grass turning into dirt,
noise of footsteps,
crops old and dying,
uneven ground.

By Issiah

Grass has faded away.
Hope was here.
The ground is disappearing every
second.
Home was here, but now gone.
Fire burning in tears.
Children crying.

By Lilly

Animals dehydrated
Animals dying
Crops dying
Not enough food and water
Dust everywhere
The colours of red, orange and
brown
Black polluted water
Bushfires burning at the speed of
light

By Callie

Beautiful green grass
Turns to red dusty cracked ground
Crops old and dying
No crystal-clear water left
Crunching footsteps on the cracked
ground
Dusty air surrounds
Animals crying for their amazing
lives back
The sound of people coughing
Praying for rain
Plants now gone
Sadness surrounding

By Layla

Grass faded away
Footsteps walking on little pieces of
dirt
Farmers worrying
Animals disappearing
Colours – red, brown, orange all
around
Trees and plants dehydrated
Becoming worse each day
I'm trying my hardest is all I can say

By Sarah

Dry uneven ground strikes fear into
any farmer who sees its terror,
Searing suns heat as far as you can
go,
Sky as blue as the rivers used to be
Animals gasping for a second
chance at beautiful green life,
Dry bone trees as far as you can see

By Cohen

Drought


Disgraceful land turned brown
Rotten smells fill the air
Outback animals are dying
Ugly ground cracked with patterns
Grotty water is the colour of brown
Heaving animals scattered around
Terrified that rain will never come

By Chloe

Red, brown, orange forever
surrounding,
Luscious greens turning to dirty
brown
Burning flames rushing at the speed
of light
Ground shattering at the touch of
wind
Hope disappearing like water
Nothing but the sound of wind
passing by
Animals trying their hardest to
survive

By Marisa





Thornton Early Learning Centre



2020 Enrolments Now Open !

Catering for children ages 6 weeks to 6 years.

*We are open 6.30am to 6:00pm,
Monday-Friday, 52 weeks per year.*

We Offer:

- Nappies
- Wipes
- Linen
- Sunscreen
- Nutritious Meals
- Special Events
- Free extra-curricular activities each month
- Spacious Indoor and Outdoor Environments
- StoryPark (Parent app)
- Tailored school readiness program
- Community Library
- FREE Parent Date Nights
- Special events and dress-up days
- Parent bar

To book a tour of our beautiful service please contact us:

(02) 4966 8806

enquiries@thorntonelc.com.au

14 Hartley Drive, Thornton,
NSW 2322





FRANCIS GREENWAY HIGH SCHOOL

BYOD 2020

Bring your Own Device (BYOD) Year 7 2020

BYOD empowers our students by giving them direct involvement in the way technology is used in their learning.

In 2020, Year 7 students will be required to bring a suitable computing device to school every day. We have established a relationship with Harvey Norman to provide you with affordable, compatible devices. Please see the specialists at the Rutherford store to meet all your BYOD needs for 2020.

**OUR BYOD HANDBOOK IS AVAILABLE
ON OUR WEBSITE.**

**PLEASE CONTACT SARAH BRETAG, HEAD
TEACHER TEACHING AND LEARNING, ON
49641282 FOR MORE INFORMATION.**



1-2-3 Magic & Emotion Coaching

RESOLVE DIFFICULT BEHAVIOUR IN CHILDREN 2-12 YEARS OLD

A PARENT EDUCATION COURSE

AT Woodberry Place of Friends – Schools as Community Centre
Woodberry Public school, Lawson Ave, Woodberry NSW 2322

ON Thursday's 24th Oct to 7th Nov 2019

AT 12:30 – 2:30pm

PARENTS WILL LEARN

- How to discipline without arguing, yelling or smacking
- How to sort behaviour
- How to handle challenging and testing behaviours
- Choosing strategies - the 3 choices model
- Using emotion coaching to encourage good behaviour
- Strategies for encouraging good behaviour

PARENTS RECEIVE

- A workbook to apply the concepts learnt to their families
- A certificate of completion

WHO IS RUNNING THE COURSE?

The course facilitator is **Amy Blackwood Woodberry SACC and Belinda Reed Mindaribba LALC**

Both presenters for this course are licensed course facilitators

REGISTER TODAY

Facebook – Woodberry Place of Friends/Events/123MagicandEmotionCoaching

For more information contact –

Amy Blackwood or Dana Constable on (02) 4964 2174

Belinda Reed (02) 4015 7000

Parentshop has helped over 110,000 people. Our practitioners are qualified professionals who are experienced in working with children, youth and families.

An end to arguing and yelling – It changed our lives – Simple, sane, effective

This course is being facilitated by a Parentshop licenced practitioner | www.parentshop.com.au



CommBank School Banking is available at your school.

For over 85 years, the School Banking program has provided a fun, engaging way for Australian children to learn about the value of money and smart saving.

Get your child involved

To get started, all they need is a Youthsaver account. They can then make regular deposits at school on School Banking day and be able to participate in our exciting Rewards Program.

Track their savings

Your child can track their savings through the School Banking Savings Tracker or the CommBank Youth app, which is available to download from the App Store. It helps teach children real-life money skills, in a fun and secure digital environment.

To find out more visit commbank.com.au/schoolbanking

Raise funds for your school

School Banking isn't just helpful for your child. It's also a great fundraising activity, as CommBank provides your school with financial support through our School Banking Contributions Program.

Stay tuned for more

Get ready to meet the Dollarmites and receive more School Banking information when your child starts school.



Three ways to open a Youthsaver account for your child.



Apply online at commbank.com.au/schoolbanking



Log on to your CommBank app (if you bank with CommBank)

Head to the menu on the top left corner, select 'Products & offers', then 'Bank accounts' and 'Student & youth accounts', scroll down to Kids and tap 'Open account'.



Visit any CommBank branch

What you'll need

You'll need an Australian residential address and personal identification for you and your child. You can use a birth certificate, passport, driver licence or citizenship certificate.**

If applying in branch, please bring along your child's birth certificate and/or any applicable Court Order to help us identify you as the parent or legal guardian.



Your child will receive a Dollarmites deposit wallet when you open a Youthsaver account in branch, or in the mail if opened online. They will use this wallet to make their School Banking deposits.

Things you should know As this advice has been prepared without considering your objectives, financial situation or needs, you should, before acting on this advice, consider all relevant circumstances. If you are unsure, you should seek professional advice. This advice is general in nature and does not constitute an offer of any financial product. You should read the product disclosure statement for the product. The Commonwealth Bank's dispute resolution process can be accessed on 13 2211, Commonwealth Bank of Australia ABN 48 123 123 124. The CommBank Youth app is free to download, however your mobile network provider charges you for accessing data on your phone. The CommBank Youth app is available on iOS operating system 9.0+. Terms and Conditions available via the app. NetBank access with NetCode SMS required. You can set this up when applying for a new account. Existing customers simply visit commbank.com.au/youthapp and follow the steps. Only one child can log on per device for security purposes. **If the child is under the age of 18, the Bank will accept one of the following documents as acceptable identification on its own. Please note citizenship certificate can only be used as identification in branch. Birth certificate or the birth extract issued by an Australian state or territory, Birth certificate issued by a foreign government, the United Nations (UN) or an agency of the UN. Citizenship certificate issued by an Australian state or territory, Birth certificate issued by a foreign government. Note: If written in a language not understood by the person carrying out the verification, the document must be accompanied by a translation. The translation must be signed by a person who is currently holding an equivalent accreditation. NAATI is the Australian government owned National Accreditation Authority for Translators and Interpreters. Where a parent/ legal guardian is a signatory to the child's account, they are required to be identified to the acceptable identification standard.

VOLUNTEERS NEEDED

We are looking for volunteers to assist on the day and during the lead up to the fair.
If you could spare time to help in any way, please contact the P&C via email –
thorntonpublicschool@pandcaffiliate.org.au



Do you have a couple of free hours in your day?

We would love some extra helping hands in our P&C run canteen

Without our wonderful volunteers we would not be able to open our canteen so we appreciate all the help we can get!!

If helping out in the canteen is something you are interested in please send us a message with the day/s you are available – thorntonpublicschool@pandcaffiliate.org.au