




3-6 Easter Craft Activities





SPRING & EASTER



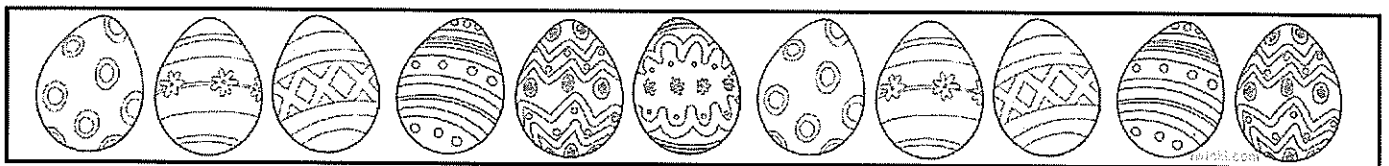

Would you rather...

1	Be followed wherever you go by 8 ducklings who think you are their mother	or	Have butterflies constantly flying in a circle around your head
2	Walk around for an entire day with 20 large spiders on your body	or	Eat 5 large beetles
3	Plan an Easter egg hunt for the little kids in your neighborhood	or	Write an article about an Easter Egg hunt which would be published in the newspaper
4	Have to waddle like a duck wherever you go	or	Have to hop like a bunny wherever you go
5	Spend a day planting vegetables in a garden	or	Spend a day hiking in the woods
6	Be a squirrel for a day	or	Be a frog for a day
7	Have a garage sale to make extra money	or	Have a lemonade stand to make extra money
8	Have the ability to decide when it will rain during springtime	or	Have the ability to make flowers grow wherever you point
9	Have feathers like a bird all over your body	or	Have bunny ears and a cotton bunny tail
10	Be forced to spend all of your Saturdays and Sundays outside during springtime	or	Be forced to spend all of your Saturdays and Sundays inside during springtime
11	Live in a giant rabbit burrow	or	Live in a giant bird nest
12	Catch a frog and enter it in a frog-jumping contest	or	Make a kite and enter it in a kite-flying contest
13	Be the star player on a baseball team that loses all of its games	or	Be the worst player on a baseball team that wins all of its games
14	Get a huge Easter basket filled with candy that is not your favorite kind.	or	Get a small Easter basket filled with your very favorite kinds of candy
15	Be covered from head to toe in ladybugs	or	Have a swarm of bees constantly surrounding you (but not stinging you)
16	Be a caterpillar	or	Be a tadpole
17	Have skin as green as a spring leaf	or	Have skin as blue as a cloudless sky
18	Spend a spring afternoon in a meadow watching clouds	or	Spend a spring afternoon in a pond catching frogs
19	Be allergic to grass	or	Be allergic to chocolate
20	Have a magic Easter basket that produces 10 chocolate eggs each morning	or	Have a pet bunny that can talk.

Easter Themed Basket Craft


Instructions:

1. Colour in the basket and the handle.
2. Cut out and fold on the dotted lines.
3. Glue the sides together and staple on the handle.
4. Fill your box with Easter goodies.






Help the Little Girl find the Easter Egg

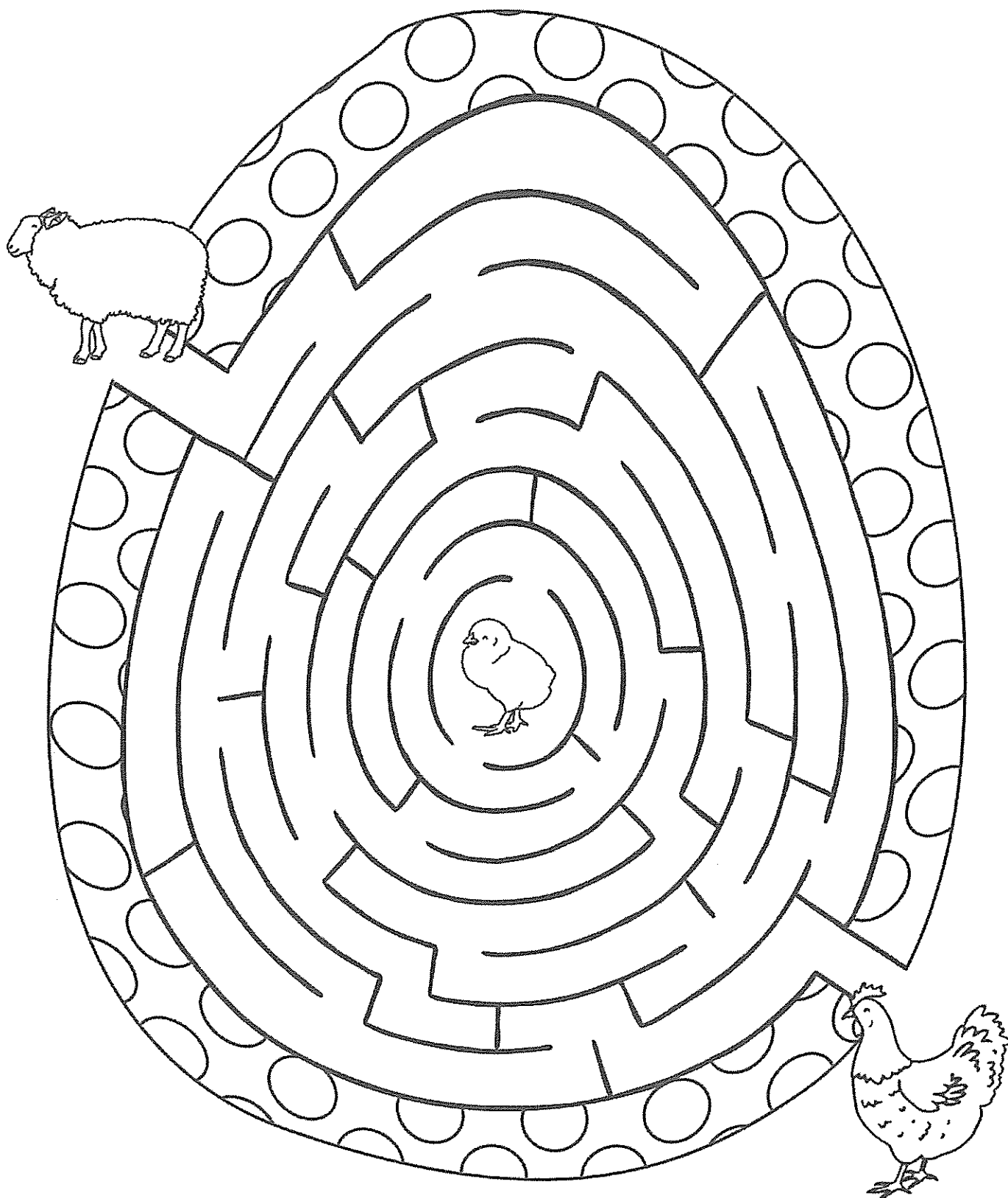



Help the Easter Bunny find his basket of Eggs



Easter Egg Maze

Help me find my mother!






Easter Egg Colour by Number

1 = Yellow 2 = Orange 3 = Green 4 = Red

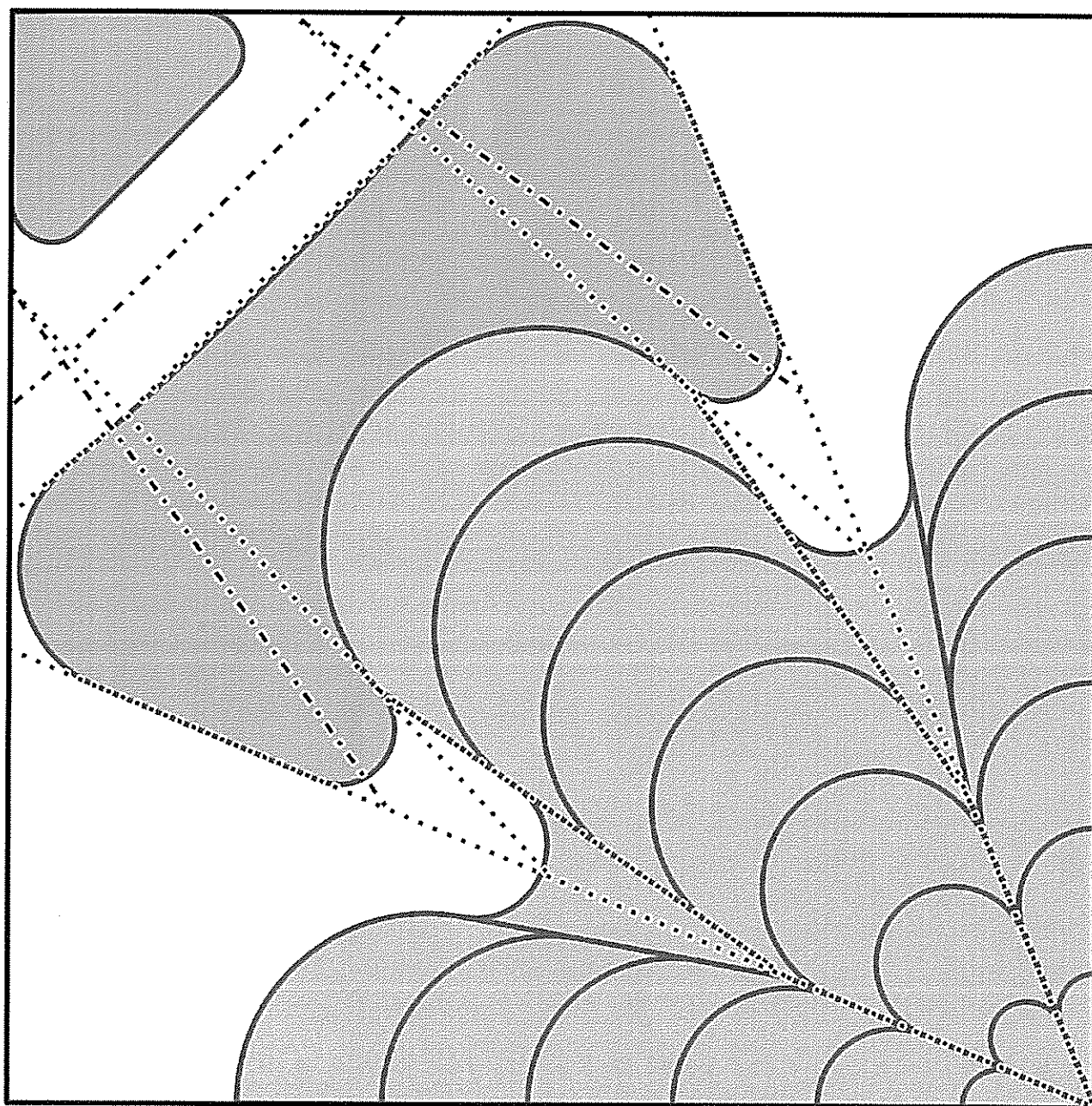
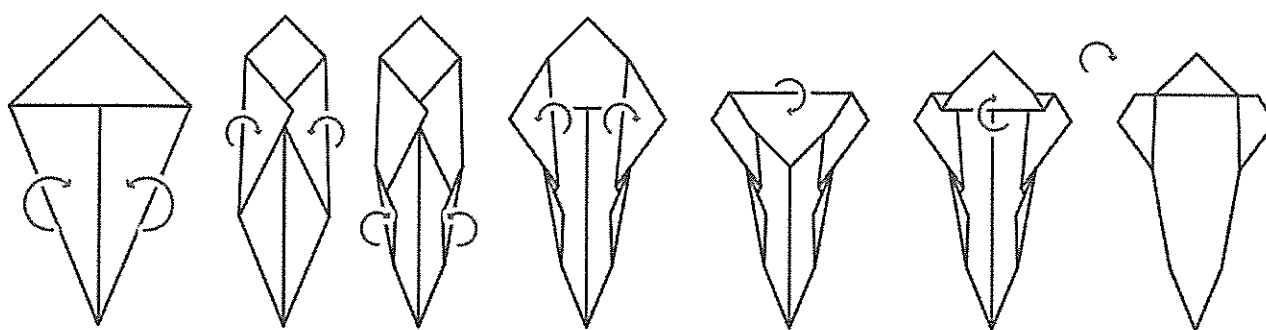
5 = Purple 6 = Blue 7 = Pink



Origami Easter Carrot

..... Fold Down

- - - - - Fold Up



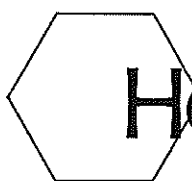
Name: _____



Pattern Block Eggs

Create a egg design using pattern blocks. Use your picture to answer the questions below.

Create an equation multiplying a whole number by a fraction representing the fractional amount of each pattern block used in your drawing. Use mixed numbers for your products.



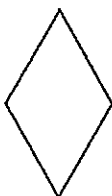
Hexagons:

$$\underline{\quad} \times \underline{\quad} =$$



Trapezoids:

$$\underline{\quad} \times \underline{\quad} =$$



Rhombi:

$$\underline{\quad} \times \underline{\quad} =$$




Triangles:








$$\underline{\quad} \times \underline{\quad} =$$

Create 3 equivalent fractions for the fractional amount representing your triangles.

Create an equation decomposing the fraction representing your trapezoids.

Create an equation decomposing the fraction representing your triangles.






Easter Egg Memory Game


Printed from:
busybeekidsprintables.com



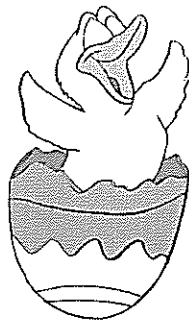
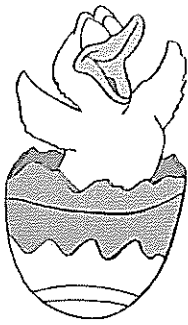




Easter Egg Memory Game

INSTRUCTIONS

1. Spread all of the cards out with the picture facing down.
2. Each player take a turn flipping two cards over until they find two matching cards.
3. The player with the most matches wins!







Easter Memory Game

Printed from:
busybeekidsprintables.com

Easter Memory Game

INSTRUCTIONS

1. Spread all of the cards out with the picture facing down.
2. Each player take a turn flipping two cards over until they find two matching cards.
3. The player with the most matches wins!

