

Early Stage One - Learning at Home

Term 2 Weeks 1 & 2

ALSO CHECK SEESAW FOR ACTIVITIES!



Take photos of your work and post it on Seesaw where possible!









Reading

As you currently do, please read with your child every day and encourage them to read to themselves.

Sounds







Word Work

Week 1	Week 2		Week 1	Week 2
SOUNDS review: s a t i	SOUNDS review: p n c/k e		SIGHT WORDS review: I am is the	SIGHT WORDS review: at to in on
Practise writing and saying all the letter/sounds on the butterfly card. See below for correct letter formation (NSW Foundation Style).			Choose at least one activity to do each day with your sight words.	

<p>Write your words in pattern colours.</p> <p>am this went</p>	<p>Make word cards. Play SNAP, GO FISH or MEMORY.</p> 	<p>Practise your sight words as pyramid words</p> <p>Pyramid Spelling</p> 	<p>Spell your words out loud while bouncing a ball or jumping on the trampoline.</p> 	<p>Write your words on the cement outside with a paintbrush and water OR chalk</p> 
<p>Draw a picture and hide your words in it.</p> 	<p>Build your words using any materials you can find around the house - playdough, sticks, rocks, buttons, LEGO etc.</p> 	<p>Practise writing your first AND last name.</p> 	<p>Jumble your words and see if a family member can unjumble them!</p> <p>Do you find this smiley to read? Because of the phenomenal power of the human mind, most people do.</p>	<p>Write your words in alphabetical order</p> 

Writing

Complete a writing task each day. Be brave and try and use your sounds and sight words to help you.

<p>Write your own sentence using your butterfly words and sounds.</p>  A collection of colorful cards with words and sounds: 'we', 'are', 'I', 'am', 'like', 'is', 'the', 'to', 'in', 'and', 'for', 'a', 'on'.	<p>Keep a daily journal. Today I played with... I can help mum/dad.....</p>  A close-up of a journal cover with the words 'Dear Diary' written in cursive.	<p>Walk the dog, catch, skip, kick a ball, trampoline, dance etc. Write a sentence and draw a picture of how you were active this week.</p>  A cartoon illustration of a child in a red shirt and black shorts kicking a soccer ball.	<p>Put a toy on top of, next to and in between something and draw a picture and label it.</p>  A cartoon illustration of a yellow box with a teddy bear, a toy car, and a toy airplane on top.	<p>Listen to a story online and draw a picture of the characters. Can you try and write a sentence about the story.</p>  A set of four small cards showing a sequence of events: a character in a house, a character in a car, a character in a field, and a character in a field.
<p>Play a game of ispy but this time try and write the beginning sound of everything you spy.</p>  A set of four cards with images: an apple, a ball, a cat, and a dog.	<p>Help mum and dad to write a shopping list.</p>  A template for a shopping list with a pencil icon and a list of items.	<p>If one of your toys could talk, what would it say?</p>  A blue and red Transformers toy.	<p>Make a card for a neighbour and ask an adult to help you put it in their letter box.</p>  A card with the text 'Thinking of you' and a drawing of a girl.	<p>Cook something in the kitchen with an adult. Draw a sequence of pictures on how you made it.</p>  A set of six cards showing a sequence of steps for cooking: ingredients, mixing, cooking, serving, and eating.











Take photos of your work and post it on Seesaw where possible!



Maths







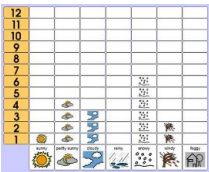












Complete a maths task each day.

Use the number cards provided or some playing cards and choose some games to play from this list.

<p>Practise counting to 30! Practise using a loud voice, a singing voice, a soft voice etc.</p> 	<p>Practise writing numbers from 1 to 100 with chalk!</p> 	<p>Make objects with playdough (or draw them) and practise cutting them in half!</p> 	<p>Draw and label 3 things that take a short time. Draw and label 3 things that take a long time.</p> 	<p>Pick two cards and add those numbers together.</p> 
<p>With scrap paper, make paper chains for the numbers 1 to 20.</p> 	<p>Make a shape robot using paper. Don't forget to label your shapes!</p> 	<p>Watch an episode of Numberjacks or Number blocks on Youtube.</p> 	<p>Play MEMORY with your number cards (You may need to write a second set of number cards).</p> 	<p>Measure 2 family members using pencils. How many pencils tall or short are they? Take a photo and upload to Seesaw!</p> 

Free Choice

Choose one activity (or more!) to do each day.


<p>Play a board game with someone at home.</p> 	<p>Take the dog for a walk.</p> 	<p>Help out in the kitchen, wash up, vacuum the floors.</p> 	<p>Make an indoor / outdoor cubby house.</p> 	<p>Plan a picnic in your backyard with your family. Think about what you need to pack- food, drink, games etc.</p> 
<p>Build something out of Lego or blocks by yourself or with a family member.</p> 	<p>Graph the weather each day - did it rain?</p> 	<p>Keep checking the time. Notice when it's o'clock or half past. Take pictures of the times.</p> 	<p>Play handball with a family member.</p> 	<p>Create an indoor obstacle course, then time how long it takes to get through it.</p> 
<p>Create a larger-than-life tic-tac-toe board with masking tape on the carpet, and X's and O's on the backs of paper plates. Something about scaling it large makes the game much more fun.</p> 	<p>Call a family member or friend on the phone and talk about your day.</p> 	<p>Dance to your favourite songs.</p> 	<p>Go on a nature walk and describe or list what you saw.</p> 	<p>Find 4 things that produce heat in your house. Do you have a thermometer? Draw and label a picture of each.</p> 
<p>Make binoculars or a telescope using things from home. Then use them outside for fun.</p> 	<p>Look in the mirror and draw what you see. Don't forget what is around you.</p> 	<p>Cook something with an adult.</p> 	<p>Clean your room morning and night.</p> 	<p>Learn to tie your shoelaces.</p> 

Free Choice Activities: (online)

Mystery Doug



<https://mysterydoug.com/>



Listen to story:
Fancy Nancy and the missing easter bunny
<https://safeyoutube.net/w/bU6k>

Art for Kids (Directed drawing)




<https://www.youtube.com/watch?v=hAstcVv9IfI>

Drawing with Mo Willems



<https://www.washingtonian.com/2020/03/16/mo-willems-is-hosting-a-livestream-doodle-s-tarting-today/>

Cosmic kids Meditation- ZEN DEN



The Listening game

https://www.youtube.com/watch?v=uUIGKhG_Vq8

Vooks



<https://www.youtube.com/channel/UCGfA6UdZEmpIwBZ4btAKkgA>

Cosmic Kids Yoga



https://www.youtube.com/watch?v=K7FUbtac_ds

Just dance



<https://www.youtube.com/watch?v=qAFzBJ3H3oc>

Epic reading- get your FREE class login off your teacher



<https://www.getepic.com/>

Storyline online



<https://www.storylineonline.net/>

Arthub (Directed drawing)



<https://www.artforkidshub.com/blog/>

Math Seeds



<https://mathseeds.com.au/>

Number jacks



Episode 24- Takeaway

<https://www.youtube.com/watch?v=kkctu5a1pHc>

Wordle



<http://www.wordle.net/>

Arthub- make a mother's day card



<https://www.youtube.com/watch?v=2z-TSjMLqfY>

ABC splash




<https://education.abc.net.au/home-old>

Tynker



<https://www.tynker.com/>

Moe Jones Fitness



https://www.youtube.com/results?search_query=moe+jones+kids+fitness

THE N.S.W. FOUNDATION STYLE

u y v w a d g q c e o
f j s n r m h k b p l t i x z

U C G O Q J S
B P R D I L E F H T
A V W M N K Y X Z

0 1 2 3 4 5 6 7 8 9

1

2

3

4

5

6

7

8

9

10

11

12

13

14

15

16

17

18

19

20