

Year 4

Remote

Teaching

Booklet 3

Dressing Up a Sentence

Write the original sentence: _____

Adjectives Describe the noun.	Noun Who or what?	Verb and Adverb What did they do? How did they do it?	Where? Where did it happen?

Write your new, exciting sentence: _____

The girl laughed.

The boat sailed.

The apple rolled.

The flower smelt.

The elephant stomped.

The chef ate.


The hairdresser cut.

The cat slept.

The boy jumped.

Narrative Planning Template

Title _____

Orientation		
Setting	Characters	Mood
		

Complication

Events and Climax

Resolution

Is it important for children to do homework every night?

Think:

Do you agree or disagree? Can you think of ideas for both sides of this topic?

Plan:



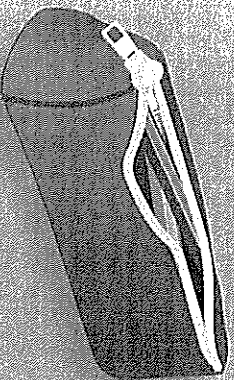
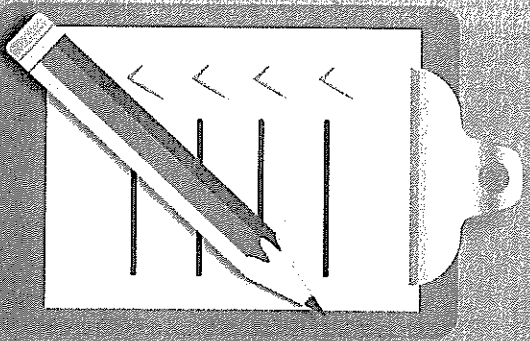
Plan your writing before you begin and decide what your arguments are going to be.

Remember to include:

- an introduction – clearly state your choice
- your arguments with reasons or examples to explain them
- a conclusion summarising your main points
- strong language that will persuade your reader – *definitely, will*
- paragraphs – start a new paragraph for each new argument.

Remember to check:


- that your spelling and punctuation is all correct
- that you have used sentences
- that you have stayed on topic
- that you have edited your writing.



Sounding the Same

Find homophones of these words:

T	S	T	E	A	L	O	W	K	L	E	N	R	E	K	W
P	A	O	P	R	A	E	P	L	A	I	D	R	E	H	E
E	X	E	O	T	T	N	I	A	F	R	E	I	G	N	A
A	M	L	M	S	T	A	T	I	O	N	A	R	Y	N	T
C	T	A	R	O	S	B	W	R	I	A	F	K	O	P	H
E	T	Y	I	O	X	E	D	T	Y	F	U	R	Z	O	E
R	R	O	A	N	D	M	H	O	F	R	I	W	T	U	R
E	A	R	S	O	A	G	K	Y	E	E	U	L	B	R	I
H	E	S	C	K	I	E	N	R	E	X	A	H	T	L	A
T	H	N	K	A	T	A	A	W	T	F	F	O	M	L	T
E	O	A	R	R	P	O	E	A	S	A	E	U	R	A	S
W	E	T	O	O	R	S	Y	O	R	N	E	R	E	R	M
L	S	F	P	N	R	O	M	E	A	O	R	T	A	U	S
I	C	A	I	A	U	E	S	L	B	T	E	E	D	O	O
R	W	A	O	R	I	C	P	Y	L	O	H	I	I	F	U
S	P	C	H	O	L	E	N	I	A	O	T	M	E	X	L



plain = _____
 blew = _____
 mane = _____
 ewe = _____

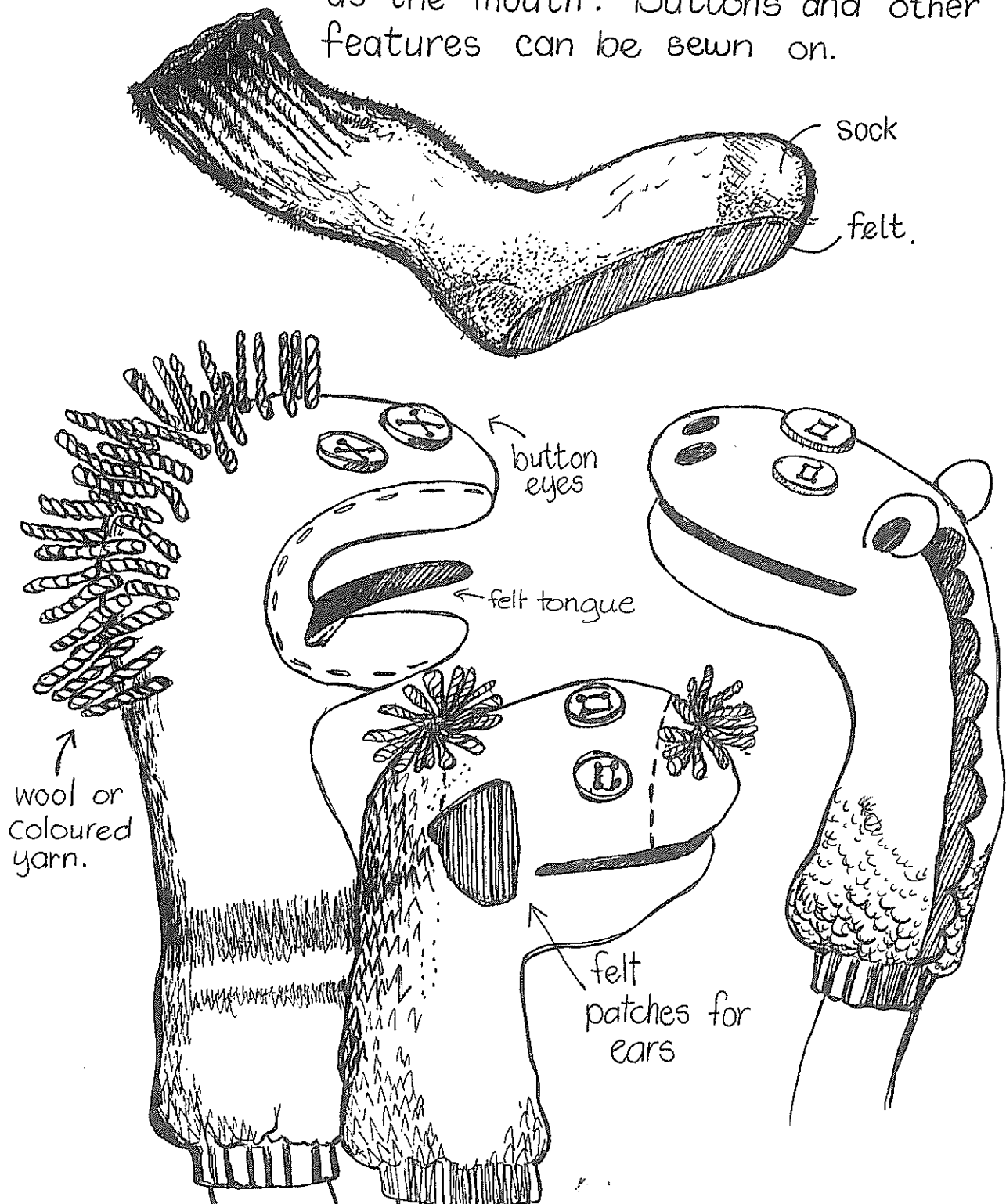
weather = _____
 reed = _____
 pane = _____
 fore = _____
 feat = _____
 meet = _____
 our = _____
 sum = _____
 one = _____
 pore = _____

pause = _____
 iron = _____
 raw = _____
 leek = _____
 dye = _____
 awl = _____
 played = _____
 vane = _____
 fir = _____
 colonel = _____
 stationery = _____
 fought = _____
 steel = _____
 piece = _____
 yolk = _____
 due = _____
 heard = _____
 strait = _____
 rain = _____
 two = _____
 their = _____
 pair = _____
 fare = _____
 course = _____
 wholly = _____
 sole = _____
 wether = _____
 so = _____
 hart = _____
 stare = _____
 feint = _____
 fairs = _____

... SOCK PUPPETS

What You Need : Sock , wool , cotton , felt patches , needle , buttons and material scraps.


What You Do : Sew a piece of felt between the toe and heel of the sock. This acts as the mouth. Buttons and other features can be sewn on.



Pluck Away the Cobwebs Puzzler

activity by Bob

Ooh, it be a history sort of month, so I've cobbled together some words to do with all things historical! Can ye find 'em in the puzzler below? They might be located forwards, backwards, up, down or in all four diagonal directions.



E	T	A	R	O	M	E	M	M	O	C	T
L	G	C	O	B	W	E	B	B	Y	R	E
A	R	N	B	Y	G	O	N	E	A	R	F
C	A	E	I	I	T	L	S	D	O	O	S
I	N	D	F	R	I	T	I	F	R	E	A
R	D	L	U	S	E	T	E	G	L	R	N
O	M	O	S	R	I	B	O	L	E	U	C
T	A	O	D	O	D	T	M	L	A	T	E
S	F	A	N	E	T	O	I	E	F	A	S
I	Y	A	G	E	D	C	A	T	M	M	T
H	L	A	N	I	G	I	R	O	E	E	O
S	G	R	A	N	D	F	A	T	H	E	R

AGE
ANCESTOR
BEFORE
BYGONE
COBWEBBY
COMMEMORATE
FORGOTTEN
FOSSIL
GRANDFATHER
GRANDMA
HISTORICAL
LATE
MATURE
OLDEN
ORIGINAL
RELIC
REMEMBERING
TRADITIONAL
YESTERDAY


Draw a ring around each word as you find it, and write down the leftover letters in the order they appear. They will tell you something about why History is so sweet!

Q: Why is History such a fruity subject?

A: _____

Answer on page

34



The Great Barrier Reef – Editing

Read the following paragraph and make the necessary edits using the editing mark symbols.

Editing Marks

Capital Letter |||

Lower case letter /

Add end marks (.) (?) (!)

Spelling mistake 

Add a word

Doesn't make sense _____


New paragraph []

Add a space #

the great barrier Reef is the world's largest coral reef system. The reef is located in the CoralSea, the coast of queensland, Australia. The great barrier Reef can be seen from outer space and is the world's biggest single structure made by living organisms the reef structure is composed of and built bybillions of tyny organisms called coral polyps. It supports a wide divercity of life and was selected as a World HeriTAGE site in 1981.

A large part of the reef is protected the Great Barrier Reef Marine Park. this helps to limit the impact of human use, such fishing and tourism. It is also known to and used by the Aboriginal Australia and Torres Strait Islander peoples. It very important part of local groups and culture.

After you have edited the paragraph, re-write the text correctly on the lines below.

A cartoon illustration of a sea turtle swimming in the bottom right corner of the page. The turtle is facing right and has a patterned shell, flippers, and a small head. It is positioned near the bottom right corner of the page.

Name: _____

Date: _____

Applying Reading Strategies

The Midnight Thunderstorm

CRASH!

"What was that?" Chrissy cried, waking suddenly from a deep sleep. She sat upright in her bed, clutched tightly to her teddy and stared anxiously around the bedroom. It was completely black. Rain pounded heavily on the bedroom window, making Chrissy wonder how she had even been able to sleep in the first place. Nervously, she threw back the covers and tiptoed over to her big sister's bed. She often complained about sharing a room with Julia, but tonight she was secretly thankful for her presence. Chrissy hated thunderstorms.

"Julia? Are you awake? Julia?" Chrissy gently shook her big sister's shoulders.

"No, I'm not," Julia mumbled sleepily. "Go back to bed, Chrissy."

"I can't sleep," Chrissy replied. "Please, can I lie with you for a while?"

Thunderstorms are so scary."

Julia opened one eye and smiled. "They're not scary," she said. "Just noisy. Noise can't hurt you, Chrissy. Now go back to bed."

CRASH!

Name: _____

Date: _____

Chrissy shrieked and jumped into her sister's arms. She laughed. "You really aren't very brave, are you?"

Chrissy shook her head. "So can I stay?"

Julia nodded gently. "But no snoring. And no stealing all the blankets. Deal?"

"Deal," Chrissy replied. She dove under the covers and closed her eyes. Julia's hair smelled like apples. Finally feeling safe, Chrissy sighed contentedly. She listened to the melodious music of rain on her rooftop and gradually drifted back to sleep.



Name: _____

Date: _____

Applying Reading Strategies

The Midnight Thunderstorm

Before you read – predicting

Use the title and picture to predict what you think this text is going to be about.

Discuss your ideas with your teacher and classmates.

As you read – monitoring and clarifying

Highlight any words or phrases that you do not understand in the text.

Discuss the possible meanings of these words with your teacher and classmates.

As you read – visualising

List some of the sights, sounds and smells in Chrissy and Julia's bedroom during the thunderstorm.

Sights	Sounds	Smells

Name: _____

Date: _____

As you read – inferring

Discuss these statements with your teacher and classmates.

- How does Chrissy feel during the thunderstorm? How do you know?
- Do you think Julia is scared of thunderstorms? Why or why not?
- Do you think Chrissy and Julia have a good relationship? Why or why not?

Write a sentence explaining what you think might happen when Chrissy and Julia wake up in the morning.

After you read – summarising

The main idea of a text can be described as the idea that a text is mostly about.

What is the main idea of the text, *The Midnight Thunderstorm*?

Persuasive Planning

Topic: _____ Name: _____

Introduction - State your position



Argument 1

Argument 2

Argument 3



Reasons, facts and evidence

Reasons, facts and evidence

Reasons, facts and evidence



Conclusion

The Shoe

Today you are going to write a narrative (a story).

The topic you have been given for your narrative is 'The Shoe'.

Think:



What do you want your story to be about? What kind of shoe is it? Why is there only one shoe? Who does the shoe belong to? What, if anything, is special about the shoe?

Plan:

Plan your writing before you begin and decide who your characters are, the setting of your story, the complication or problem and how it is solved and how the story will end.

Remember to check:

- that your spelling and punctuation is all correct
- that you have used sentences
- that you have stayed on topic
- that you have edited your writing.



Dressing Up a Sentence

Write the original sentence: _____

Adjectives Describe the noun.	Noun Who or what?	Verb and Adverb What did they do? How did they do it?	Where? Where did it happen?

Write your new, exciting sentence: _____

The policeman drove.

The man ate.

The bat flew.

The horse galloped.

The snake slithered.

The boy threw the ball.

100 POINTS of family fun

@rainbowskycreations

YOUR CHALLENGE IS TO SCORE A TOTAL OF 100 OR MORE POINTS

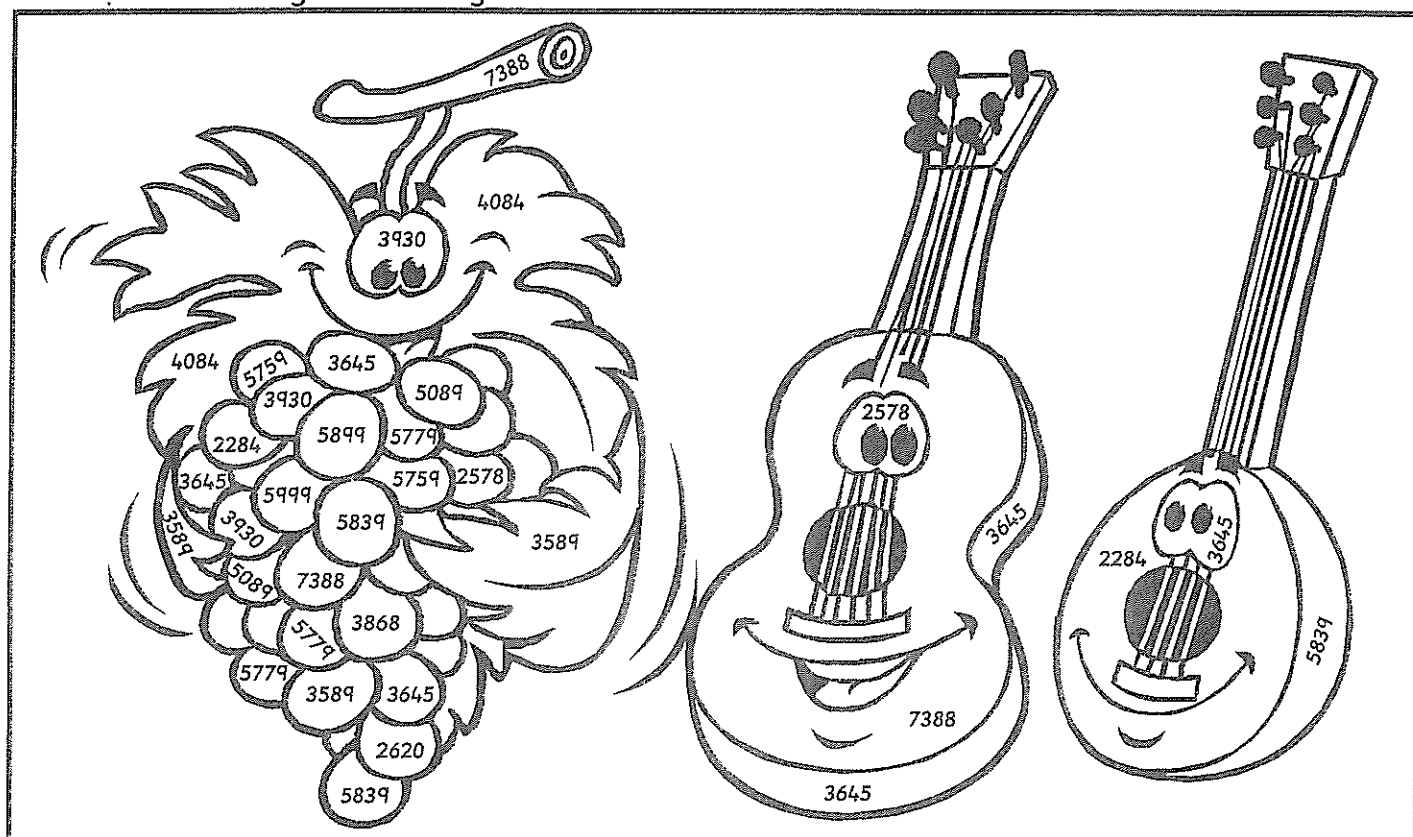
5 POINTS	5 POINTS	10 POINTS	10 POINTS	20 POINTS	20 POINTS	30 POINTS
Help clean up the kitchen after dinner.	Help prepare a family meal.	Read for 15 mins on your own.	Have a paper airplane contest.	Play a family board game.	Read a chapter book with an adult for half an hour	Create a quiz game for your family to play. Have an answer key.
Come up with 3 jokes to share with your family.	Offer to make a drink for someone in your family.	Teach someone in your family how to do something.	Go outside and watch the clouds for 15 minutes with an adult.	Cook a treat with an adult that you and your family can enjoy.	Write a letter or make a card for someone in a local nursing home.	Spend a whole day without any screens or technology.
Share memories of a favourite holiday or event over a meal.	Spend time with your family sharing 2 things you are grateful for.	Write a special note for someone in your family explaining why you love them (secretly leave it for them to find).	Capture 3 moments of family fun on a camera. Print them out and put them somewhere where you can see them.	Build a cubby house with an adult in your family.	Create a jar of compliments for someone in your family. Give it to them at a time you think they need it.	Create a gratitude tree on your fridge where each family member can record something, they are grateful for on a sticky note each day.
Play hide and seek inside the house.	Put a family favourite song on really loud and dance together.	Plan a family picnic to have in your front or backyard.	Play a game of cards with someone in your family.	Help fold and put away the washing.	Read a book of your choice and write a book review.	Open a 'family restaurant' where kids decide on the menu, help cook the food and clean up!
Have a staring contest with someone who lives with you.	Watch a movie as a family.	Take up a secret handshake with someone who lives with you. Practise it so you get really good at it.	Build something with a family member: Use a cardboard box, LEGOs, blocks, craft materials etc.	Create a kindness flyer to pin up somewhere in your local community.	Make your bed 4 days in a row.	Clean out your cupboard and prepare a bag of clothes or toys to donate to charity.

Name: _____

Write 6 sums
of your own
for your friend.

ON THE
BACK

Subtraction ~ 4 digits ~ Trading

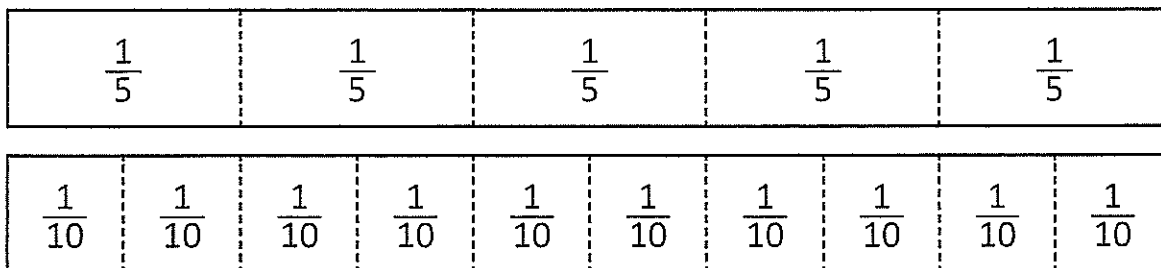


Look for the numbers more than once and colour the picture.

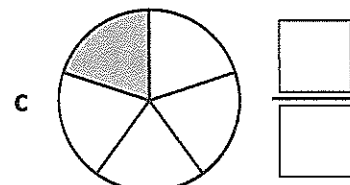
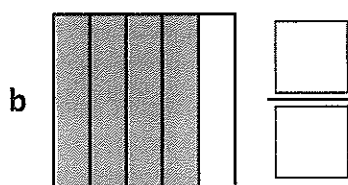
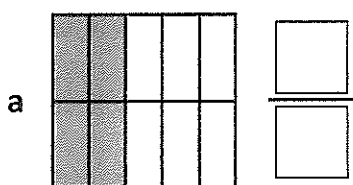
<p>blue</p> $\begin{array}{r} 7448 \\ - 2359 \\ \hline \end{array}$	<p>green</p> $\begin{array}{r} 6793 \\ - 2709 \\ \hline \end{array}$	<p>red</p> $\begin{array}{r} 9601 \\ - 3762 \\ \hline \end{array}$	<p>yellow</p> $\begin{array}{r} 5529 \\ - 1599 \\ \hline \end{array}$	<p>purple</p> $\begin{array}{r} 8756 \\ - 4888 \\ \hline \end{array}$
<p>pink</p> $\begin{array}{r} 9467 \\ - 3568 \\ \hline \end{array}$	<p>orange</p> $\begin{array}{r} 9988 \\ - 3989 \\ \hline \end{array}$	<p>black</p> $\begin{array}{r} 8808 \\ - 3049 \\ \hline \end{array}$	<p>brown</p> $\begin{array}{r} 9876 \\ - 2488 \\ \hline \end{array}$	<p>rainbow</p> $\begin{array}{r} 6450 \\ - 4166 \\ \hline \end{array}$
<p>red</p> $\begin{array}{r} 8718 \\ - 2939 \\ \hline \end{array}$	<p>yellow</p> $\begin{array}{r} 6000 \\ - 3422 \\ \hline \end{array}$	<p>blue</p> $\begin{array}{r} 7181 \\ - 3592 \\ \hline \end{array}$	<p>green</p> $\begin{array}{r} 6009 \\ - 3389 \\ \hline \end{array}$	<p>orange</p> $\begin{array}{r} 6021 \\ - 2376 \\ \hline \end{array}$

Types of fractions – fifths and tenths

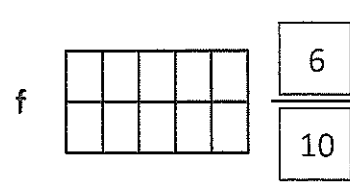

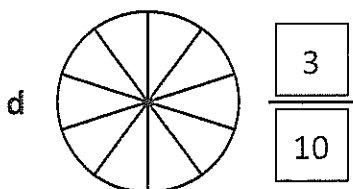
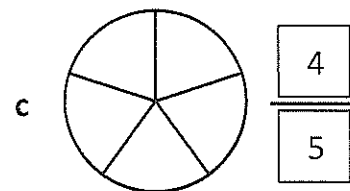
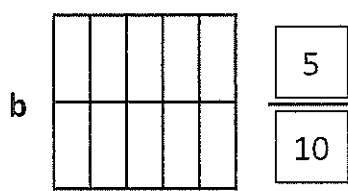
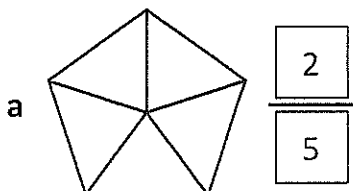
These fraction strips show fifths and tenths.



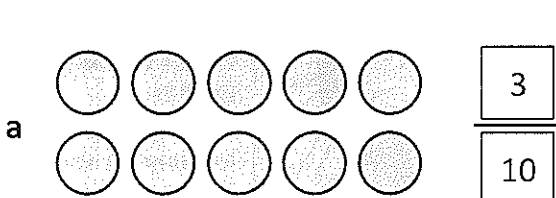
1 Label these fractions:



2 Show fifths and tenths on these shapes:




3 Circle the correct amounts shown in these fractions:



Multiplication facts – 6 times table

Practise your 6 times table. Did you know that we can use $\times 6$ for short?
So $\times 6$ just means 6 times table, just as $\times 3$ means 3 times table.

- 1** Use this array to complete the 6 times table:



$$\begin{aligned} 1 \times 6 &= \square \\ 2 \times 6 &= \square \\ 3 \times 6 &= \square \\ 4 \times 6 &= \square \\ 5 \times 6 &= \square \\ 6 \times 6 &= \square \\ 7 \times 6 &= \square \\ 8 \times 6 &= \square \\ 9 \times 6 &= \square \\ 10 \times 6 &= \square \end{aligned}$$

- 2** Fill in the missing numbers:

$$\begin{aligned} \text{a } \square \times 6 &= 54 \\ \text{b } \square \times 6 &= 36 \\ \text{c } \square \times 6 &= 18 \\ \text{d } \square \times 6 &= 24 \\ \text{e } \square \times 6 &= 60 \\ \text{f } \square \times 6 &= 12 \\ \text{g } \square \times 6 &= 48 \end{aligned}$$

- 3** Complete this table by recalling the 3 times table. Then complete the 6 times table. Can you see how the 3 times table helps with the 6?

	3	8	2	5	9	10	6
$\times 3$							
$\times 6$							

- 4** Solve these problems.

a I saved \$7 every week over 6 weeks.
How much did I save in total?

$$\square \times \square = \square$$

b 8 pencil cases had 3 blue pens in each.
How many blue pens are there in total?

$$\square \times \square = \square$$

c 9 classes each baked 6 cakes for the school fundraiser. How many cakes were baked in total?

$$\square \times \square = \square$$

