

Year 2
Remote
Teaching
Booklet 3

Things I can do.

w	h	e	l	p	c	c	h	e	w
x	s	o	m	z	n	z	z	o	a
s	k	i	p	j	c	a	o	h	l
f	w	m	t	l	l	c	o	l	k
s	u	s	l	o	a	r	e	s	s
j	e	l	y	o	p	y	u	i	t
j	a	e	n	k	y	s	w	n	a
c	k	e	g	r	o	w	i	g	n
q	g	p	a	b	l	i	n	k	d
r	e	a	d	t	a	l	k	i	i

skip
hop
sit
jump
play


swim
cry
see
sleep
run

wink
look
help
blink
clap

grow
call
sing
eat
read

walk
talk
chew
stand
yell


Draw a ring around the correct word.




ring sing thing




frog from frost




stop tar star



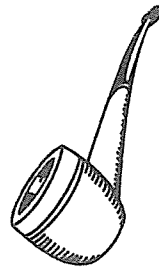
mess dress drip




clock rock block




rake rain make




pine pipe ripe



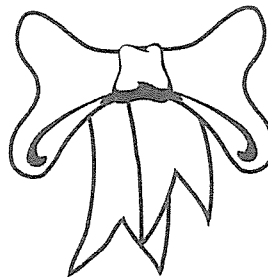
crab grab grub




wet web wed



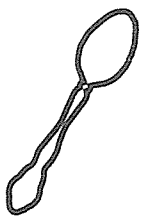
din bin ban




row bow tow




bag bug bog



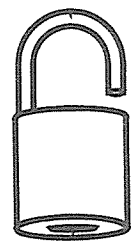
spoon soon moon



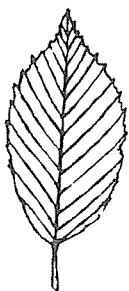
cap cop cup



bill bell ball




clock lock lost



leap leaf lead



face five dive



rush brick brush

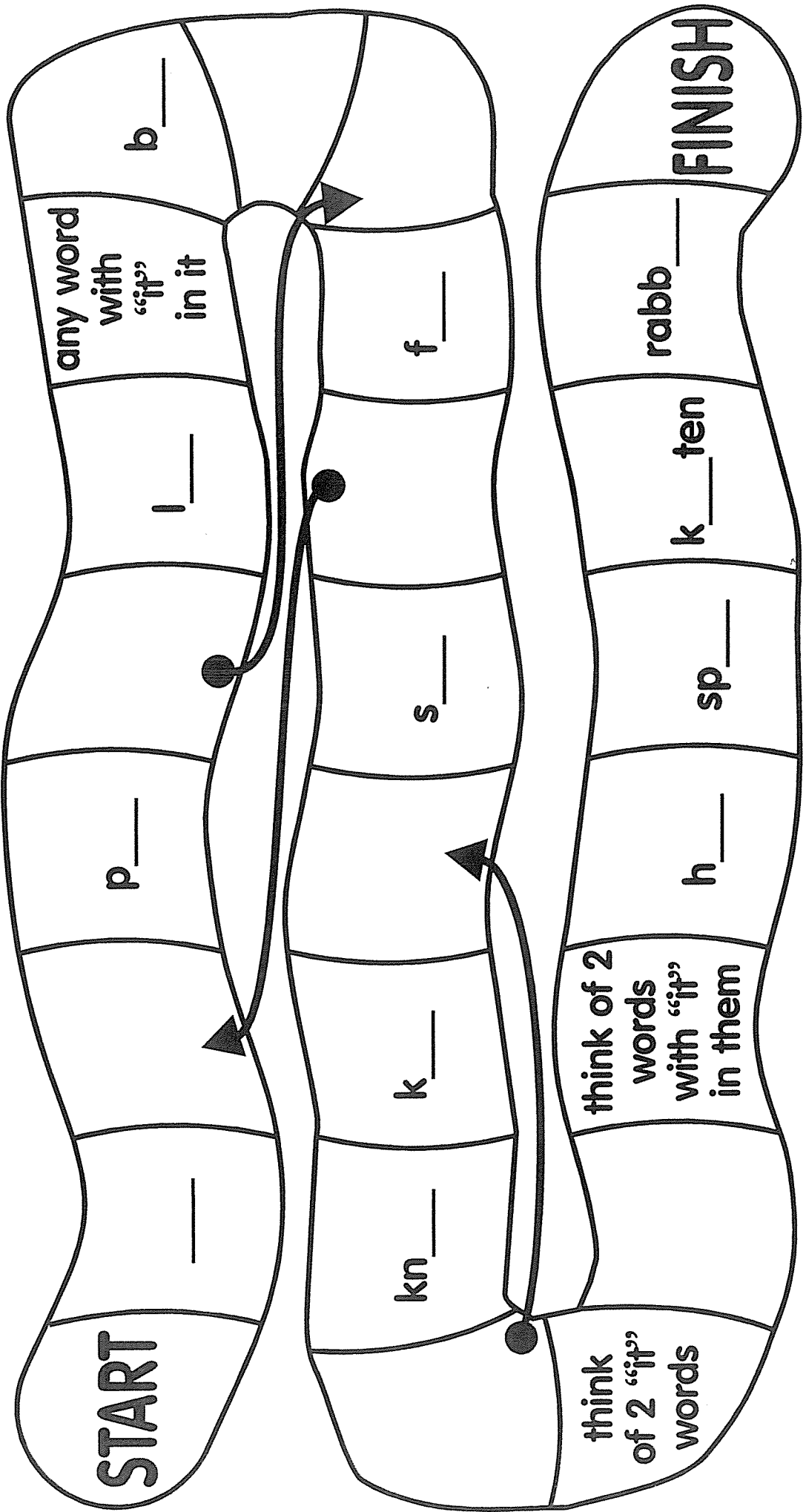


bane done bone

“it”

PHONICS DICE GAME

Roll the dice. Add “it” in the space to make a word and say it out loud. (Optional - put the word in a sentence.) Follow any arrows. If you cannot say the word, ask a friend to help you and go back 2 spaces.



Name: _____

The Farmer's Great Day

by Roy Kindelberger

It is spring. "Time to plant some crops," said farmer Ted.

The pig walked away. "Oink," said the pig.

The horse walked away. "Neigh," said the horse.

The cow walked away. "Moo," said the cow.

Farmer Ted threw up his hands.

"Where are you all going?"

He ran to the barn.

Farmer Ted looked inside.

"Hello? Who is in here?"


Farmer Ted dropped his rake.

"Happy birthday!"

His family jumped from behind the hay.

Farmer Ted smiled. "I was so busy planting crops, I forgot it was my birthday."

He took a bite of cake. He said, "What a nice day. Thank you!"



Name: _____

The Farmer's Great Day

by Roy Kindelberger



1. What 3 animals are in the story?

a. _____ b. _____

c. _____

2. Where did the family hide?

- | | |
|---------------------|-----------------|
| a. next to the barn | b. in the field |
| c. behind the hay | d. by the pigs |

3. What did the family do in the barn?

- | | |
|----------------|----------------|
| a. sing | b. plant crops |
| c. bake a cake | d. eat cake |

4. What is the setting of the story?

Name: _____

The Farmer's Great Day

by Roy Kindelberger



Draw lines to match the words from the story with their meanings.

- | | |
|-------------|--------------------------------------|
| 1. crops | a. animal that makes milk |
| 2. barn | b. food and plants that farmers grow |
| 3. birthday | c. birthday treat |
| 4. cow | d. place where farmers keep animals |
| 5. cake | e. day someone is born |

Name: _____

The Farmer's Great Day

by Roy Kindelberger

In the story, "The Farmer's Great Day," the farmer gets a birthday surprise from his family.

On the lines below, write about one of your favorite birthday memories.



Handwriting practice lines for the story "The Farmer's Great Day". The page contains 10 sets of horizontal lines, each consisting of a solid top line, a dashed middle line, and a solid bottom line, providing a guide for letter height and placement.

ANSWER KEY

The Farmer's Great Day


by Roy Kindelberger

1. What 3 animals are in the story?

a. pig

b. horse

c. cow



2. Where did the family hide? c

a. next to the barn

b. in the field

c. behind the hay

d. by the pigs

3. What did the family do in the barn? d

a. sing

b. plant crops

c. bake a cake

d. eat cake

4. What is the setting of the story?

This story takes place in spring, on a farm.

ANSWER KEY

The Farmer's Great Day

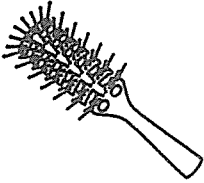

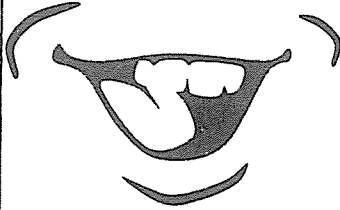



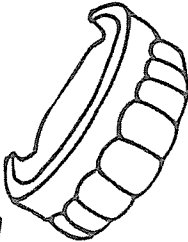

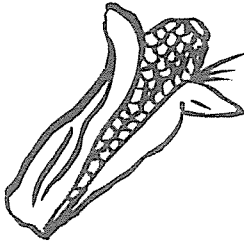

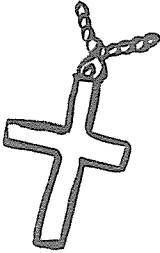
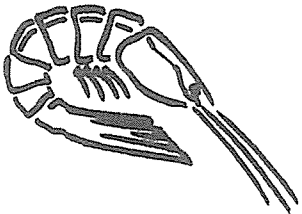








by Roy Kindelberger



Draw lines to match the words from the story with their meanings.


- | | |
|-------------|--------------------------------------|
| 1. crops | a. animal that makes milk |
| 2. barn | b. food and plants that farmers grow |
| 3. birthday | c. birthday treat |
| 4. cow | d. place where farmers keep animals |
| 5. cake | e. day someone is born |

Fill in the missing sounds.

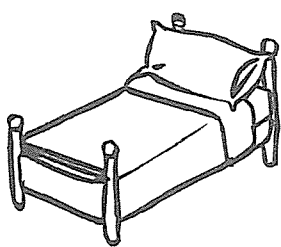
 bru____	 mat____	 mou____	 blo____
 wat____	 fi____	 tee____	 chi____
 co____	 di____	 ____oss	 ____awn
 di____	 ____amp	 ____irty	 ____uck
 sa____	 bla____	 ba____	 so____

Write the words you have made on the back.

Draw a ring around the correct word.



wish dish fish



bed fed red




feet meet sweet




bee tree three



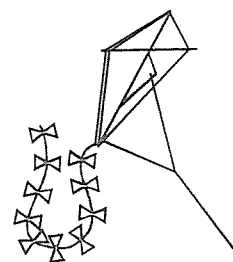
hand sand land



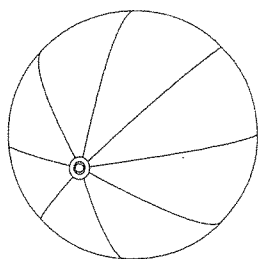
lift gift shift



key king keep



kill kind kite



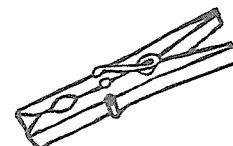
wall ball bull




bat but bit



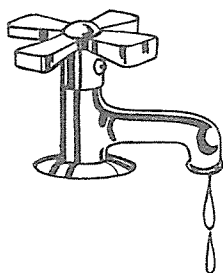
pain main rain



peg leg beg



dare door dear



tap top tip



hot hut hat




ran pun pan



mug rug hug



mine nine fine



sun fun run



look book hook

Track, trace, say and write.



qu

qu

qu

qu


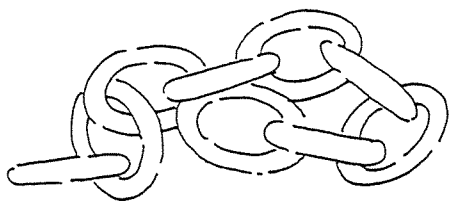


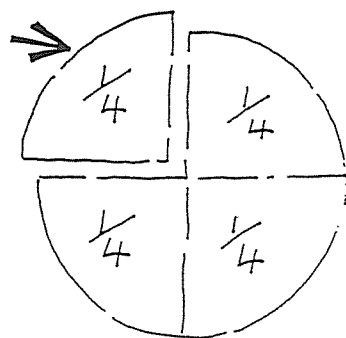
quit

quick

quill

quiz

Colour all the things that start with qu.




Other words with **qu**. Write the missing **qu** in each word.

Say the words.



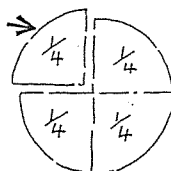
___ een



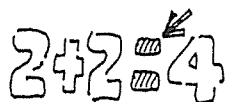
___ ilt



___ ail



___ arter



e ___ als

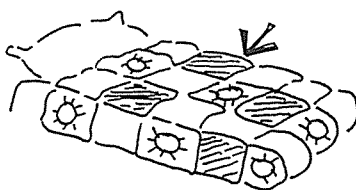


___ okka


Match the words to the pictures. Write the words in the shape boxes.



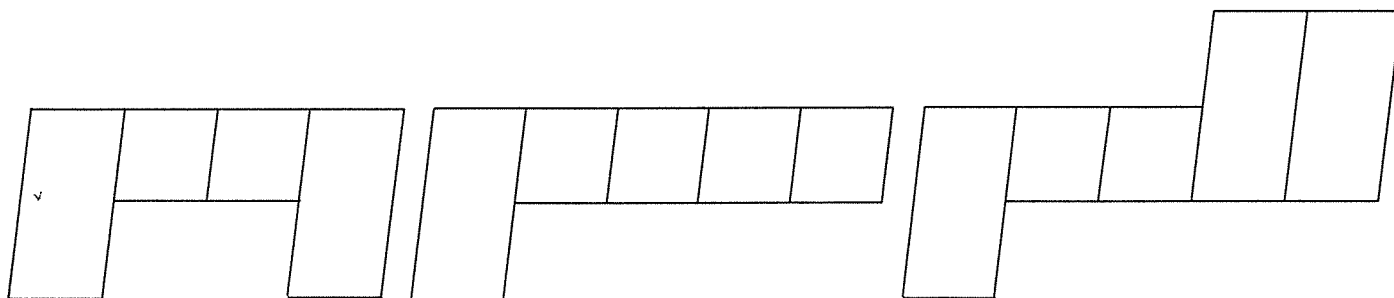
quiz



queen



quilt



Find little words in these big words.
Say all the words.

Draw a queen in a quilt.

quarter

quit

quill

quokka

The children were playing.

The lady closed the door.

The rabbit hopped.

Dressing Up a Sentence

Write the original sentence: _____

Adjectives Describe the noun.	Noun Who or what?	Verb and Adverb What did they do? How did they do it?	Where? Where did it happen?

Write your new, exciting sentence: _____

100 POINTS of family fun


YOUR CHALLENGE IS TO SCORE A TOTAL OF 100 OR MORE POINTS

5 POINTS	5 POINTS	10 POINTS	10 POINTS	20 POINTS	20 POINTS	30 POINTS
Help clean up the kitchen after dinner.	Help prepare a family meal.	Read for 15 mins on your own.	Have a paper airplane contest.	Play a family board game.	Read a chapter book with an adult for half an hour	Create a quiz game for your family to play. Have an answer key.
Come up with 3 jokes to share with your family.	Offer to make a drink for someone in your family.	Teach someone in your family how to do something.	Go outside and watch the clouds for 15 minutes with an adult.	Cook a treat with an adult that you and your family can enjoy.	Write a letter or make a card for someone in a local nursing home.	Spend a whole day without any screens or technology.
Share memories of a favourite holiday or event over a meal.	Spend time with your family sharing 2 things you are grateful for.	Write a special note for someone in your family explaining why you love them (secretly leave it for them to find).	Capture 3 moments of family fun on a camera. Print them out and put them somewhere where you can see them.	Build a cubby house with an adult in your family.	Create a jar of compliments for someone in your family. Give it to them at a time you think they need it.	Create a gratitude tree on your fridge where each family member can record something, they are grateful for on a sticky note each day.
Play hide and seek inside the house.	Put a family favourite song on really loud and dance together.	Plan a family picnic to have in your front or backyard.	Play a game of cards with someone in your family.	Help fold and put away the washing.	Read a book of your choice and write a book review.	Open a 'family restaurant' where kids decide on the menu, help cook the food and clean up!
Have a staring contest with someone who lives with you.	Watch a movie as a family.	Make up a secret handshake with someone who lives with you. Practise it so you get really good at it.	Build something with a family member: Use a cardboard box, LEGOs, blocks, craft materials etc.	Create a kindness flyer to pin up somewhere in your local community.	Make your bed 4 days in a row.	Clean out your cupboard and prepare a bag of clothes or toys to donate to charity.

4 HIDDEN EASTER EGGS


Name

Can you find all the eggs that Easter Bunny has hidden?



Name: _____

Write the answer for each problem. Then color according to the key at the bottom.



 Brown 0, 8

 Yellow 6, 9

 Red 3

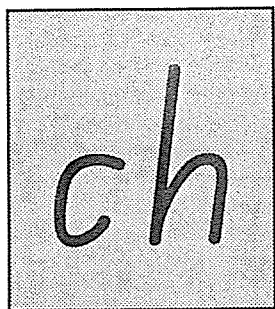
 Pink 2

 Green 7

 Blue 1, 4

 Purple 5





Track, trace, say and write.

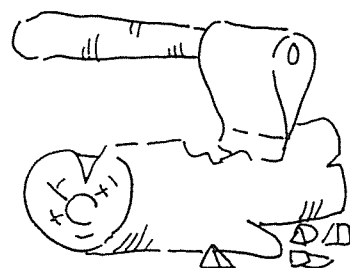

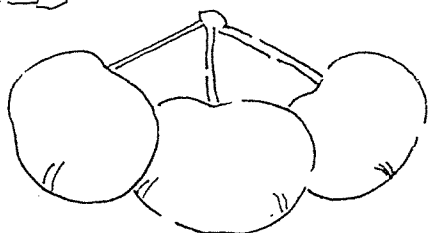


ch ch ch ch ch

chug chuff

chug

chock chill

Colour all the things that start with ch.



Other words with **ch**. Write the missing **ch** in each word.


Say the words.



___ at



___ um



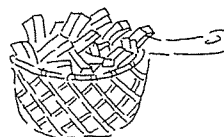
___ omp



___ ess




___ eck

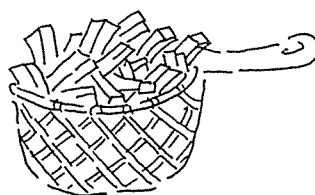


___ ips

Match the words to the pictures. Write the words in the shape boxes.



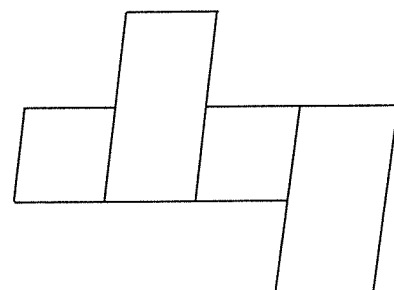
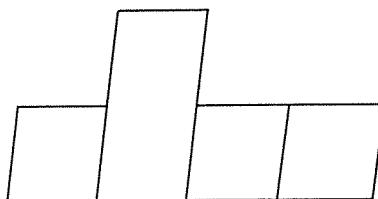
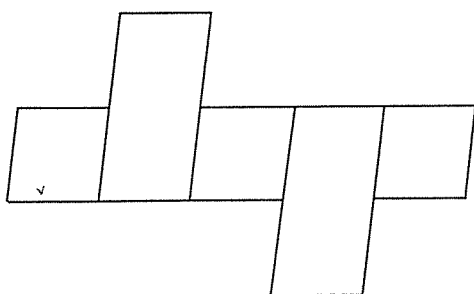
chips



chum



chop



Find little words in these big words.
Say all the words.

Draw something that chugs.

chug

chuff

chill

chin

Draw these sentences.

My name is

Our dog has six pups.

The girls kick the ball.

The pig has piglets in a pen.


The cat sings at the moon.





The boys play with the bat.




The big green frog hops.

Name: _____

Write the answer for each problem. Then, color according to the key at the bottom.



 Brown 12, 15
 Yellow 7, 8, 11
 Red 5, 14
 Pink 2, 3, 17

 Green 6
 Blue 9, 10
 Purple 13, 18

Name: _____

Addition (Sums to 20)

Addition

$$\begin{array}{r} 6 \\ + 8 \\ \hline \end{array}$$

$$\begin{array}{r} 3 \\ + 5 \\ \hline \end{array}$$

$$\begin{array}{r} 10 \\ + 7 \\ \hline \end{array}$$

$$\begin{array}{r} 6 \\ + 6 \\ \hline \end{array}$$

$$\begin{array}{r} 9 \\ + 3 \\ \hline \end{array}$$

$$\begin{array}{r} 8 \\ + 2 \\ \hline \end{array}$$

$$\begin{array}{r} 5 \\ + 9 \\ \hline \end{array}$$

$$\begin{array}{r} 7 \\ + 8 \\ \hline \end{array}$$

$$\begin{array}{r} 8 \\ + 9 \\ \hline \end{array}$$

$$\begin{array}{r} 4 \\ + 6 \\ \hline \end{array}$$

$$\begin{array}{r} 9 \\ + 9 \\ \hline \end{array}$$

$$\begin{array}{r} 6 \\ + 7 \\ \hline \end{array}$$

$$\begin{array}{r} 10 \\ + 2 \\ \hline \end{array}$$

$$\begin{array}{r} 10 \\ + 10 \\ \hline \end{array}$$



$$3 + 8 = \underline{\quad}$$

$$6 + 1 = \underline{\quad}$$

$$10 + 9 = \underline{\quad}$$

$$2 + 9 = \underline{\quad}$$

$$5 + 5 = \underline{\quad}$$

$$8 + 8 = \underline{\quad}$$

Introducing multiplication – groups of 5

Use repeated addition to find the total number of fingers.




$$5 + 5 + 5 = 15$$

3 groups of 5 is equal to 15.

1 Find the total of each group by using repeated addition.


a How many pencils?



$$\square + \square + \square + \square = \square$$

\square groups of \square is equal to \square

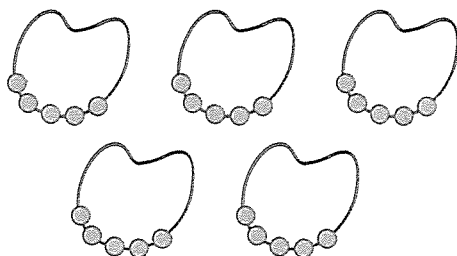
b How many eggs?



$$\square + \square + \square + \square + \square + \square = \square$$

\square groups of \square is equal to \square

c How many beads?



$$\square + \square + \square + \square + \square = \square$$

\square groups of \square is equal to \square