





Year 2  
Remote  
Teaching  
Booklet 1

Name: \_\_\_\_\_

# HAPPY EASTER



G	E	G	G	S	B	F	H
B	A	S	K	E	T	O	I
U	S	G	H	G	R	T	D
N	T	R	G	E	A	L	E
N	E	A	H	U	B	F	B
Y	R	S	O	Z	B	I	L
D	E	S	P	R	I	N	G
C	A	R	R	O	T	D	M



Can you find these words hidden in the puzzle?

BASKET

EGGS

HOP

BUNNY

FIND

SPRING


CARROT

GRASS

RABBIT

EASTER

HIDE



Trace over the words in their correct colours.

Colour the bursts the colour that matches it's word.

red

fire engine

grass

tar

dirt

green

sea

sun

black

snow

sky

white

blood

wood

blue

night time

milk

yellow

bananas

clouds

brown

lettuce

tomatoes

this paper

coal

Name: \_\_\_\_\_

My Puzzle Page

### A fish jigsaw.

You need: A pair of scissors, coloured pencils and glue.

1 Trace over the words and cut out the fins.

2 Glue the fins onto the big fish.

3 Read the sh words.

4 Colour the rest of the fish in bright colours.

5 Cut out the big fish and write your name on the back.

6 Tidy up and put all of your scraps in the bin.

shadow

shin

shrug

swish

fish

shut

shed

shave



# “og”

## PHONICS DICE GAME


Roll the dice. Add “og” in the space to make a word and say it out loud. (Optional - put the word in a sentence.) Follow any arrows. If you cannot say the word, ask a friend to help you and go back 2 spaces.

<b>START</b>					<b>FINISH</b>
d _ _					
fr _ _				b _ ged	
b _ _				fl _ _	
h _ _				i _ ging	
f _ _					think of 2 “og” words



The path starts at the 'START' space and winds through the board. It includes illustrations of a frog, a dog, and a pig. Arrows indicate the direction of movement between spaces.

Name: \_\_\_\_\_

# HAPPY EASTER



G	E	G	G	S	B	F	H
B	A	S	K	E	T	O	I
U	S	G	H	G	R	T	D
N	T	R	G	E	A	L	E
N	E	A	H	U	B	F	B
Y	R	S	O	Z	B	I	L
D	E	S	P	R	I	N	G
C	A	R	R	O	T	D	M



Can you find these words hidden in the puzzle?

BASKET

EGGS

HOP

BUNNY

FIND

SPRING


CARROT

GRASS

RABBIT

EASTER

HIDE





*Follow the directions carefully.*

**1**

*Draw one big dog.*

**2**

*Draw one yellow sun.*

**3**

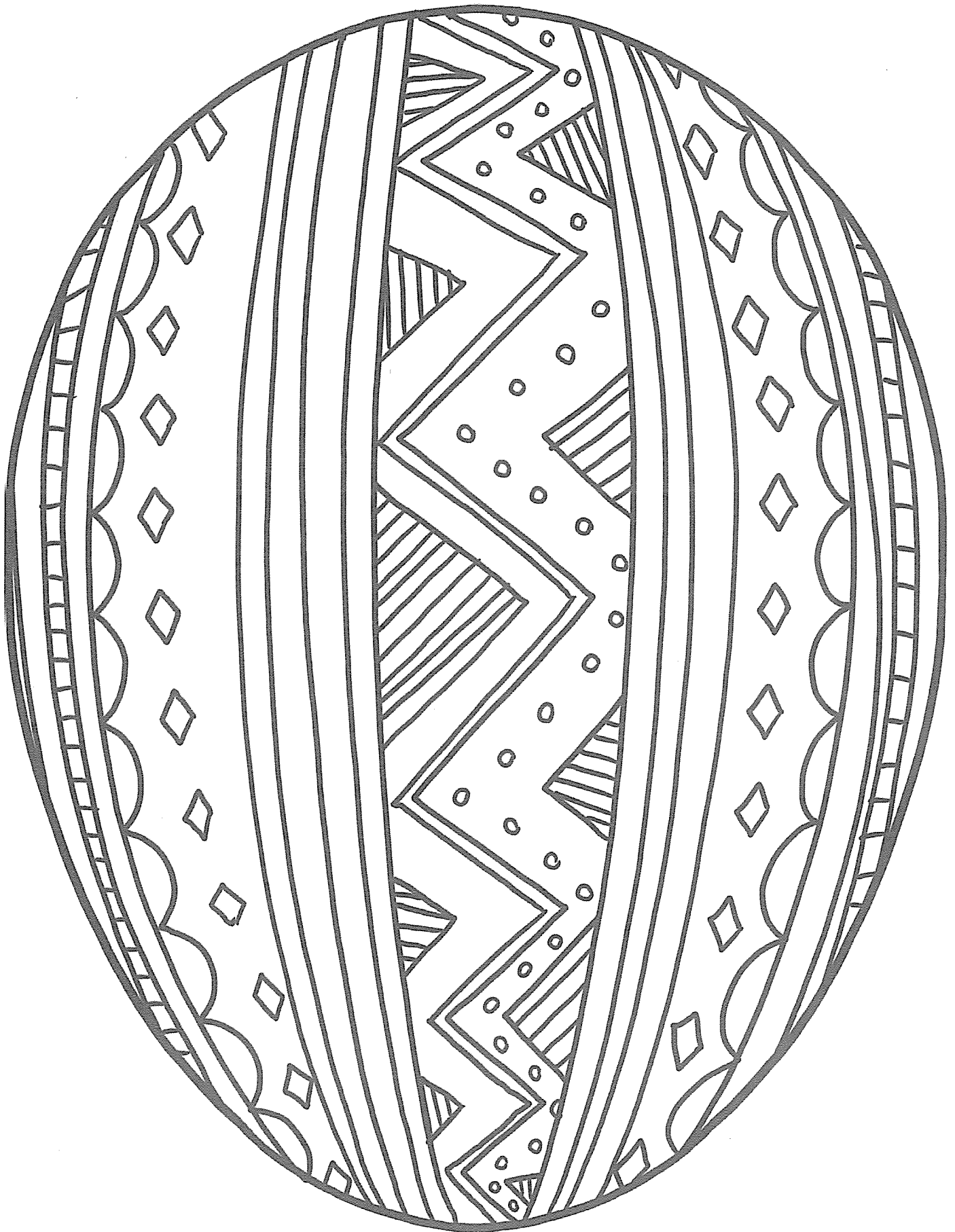
*Draw three little cats.*

**4**

*Draw two trees.*

**5**

*Draw five birds.*





Name: \_\_\_\_\_

## Mia's Ghost

By Guy Belleranti

"Mia, there's a ghost in your room,"  
Annie whispered.

"No there isn't," Mia said.

"Then what's making that noise?"  
Annie asked.

"Do you mean this noise?" Mia asked,  
moving her door slowly.

*Creak.*

"No," Annie said. "That's just a  
squeaky door."

"Do you mean the noise by my window?" Mia asked.

*Wooo-oooo-oooo.*

"No," Annie said. "That's just the wind."

"Then what noise do you mean?"

Annie pointed at Mia's closet. "The noise in there."

*Bump. Thump. Bump, bump, thump.*

Mia frowned. She slowly slid open the door.

*Bump, thump—*

"Eeeek!" cried both girls. They jumped back as a big pile of toys tumbled  
down.

"Whew!" said Annie. "At least it wasn't a ghost."

"I wish it was," said Mia. "A ghost could help me clean up the mess!"



Name: \_\_\_\_\_

## Mia's Ghost

By Guy Belleranti



1. Why does Annie think there is a ghost in Mia's room?

- a. Annie hears something.
- b. Annie sees something.
- c. Annie smells something.
- d. Annie feels something.

2. Write the number **1**, **2**, or **3** next to each sound Annie and Mia hear **first**, **second**, and **third**.

\_\_\_\_\_ Toys in the closet

\_\_\_\_\_ Wind

\_\_\_\_\_ Squeaky door

3. What happens when Mia opens the closet?

- a. The girls see a ghost.
- b. The toys fall out of the closet.
- c. Mia's cat runs out of the closet.
- d. Nothing happens.

4. Why does Mia wish there was a ghost in her closet?

\_\_\_\_\_

\_\_\_\_\_

Name: \_\_\_\_\_

# Mia's Ghost

By Guy Belleranti



Fill in the missing letters to create words from the story.  
Then, write the full word on the line. Be sure to spell  
each word correctly.

1. \_\_\_ qu \_\_\_ ak \_\_\_

**hint:** making a creaking sound

1. \_\_\_\_\_

2. f \_\_\_ o \_\_\_ ne \_\_\_

**hint:** made a serious face

2. \_\_\_\_\_

3. t u \_\_\_ b l e \_\_\_

**hint:** toppled over

3. \_\_\_\_\_

4. \_\_\_ e s \_\_\_

**hint:** clutter, heap

4. \_\_\_\_\_

5. c \_\_\_ o \_\_\_ e \_\_\_

**hint:** a small room used to store  
clothing or other items

5. \_\_\_\_\_

6. n \_\_\_ i s \_\_\_

**hint:** sound

6. \_\_\_\_\_

Name: \_\_\_\_\_

# Mia's Ghost

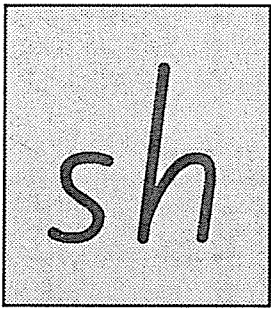
By Guy Belleranti

In the story, "Mia's Ghost," Mia and Annie hear strange sounds that make them think there is a ghost in Mia's room. When the girls open the closet, they find out the ghost is really just a pile of toys!



On the lines below, tell about a time when you were afraid of something. What was it? What helped you to not be afraid any more?

Handwriting practice lines consisting of multiple horizontal lines for writing a response to the prompt above.



Track, trace, say and write.

sh sh sh sh sh

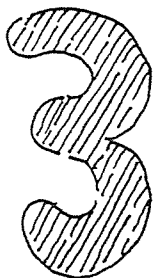


shy shy

shall shall

shot shot

shack shack

Colour all the things that start with sh.



Other words with **sh**. Write the missing **sh** in each word.

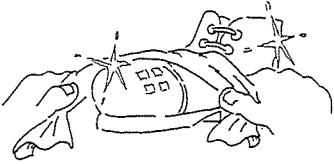
Say the words.




\_\_\_ ut




\_\_\_ in




\_\_\_ ine



\_\_\_ ed




\_\_\_ arp

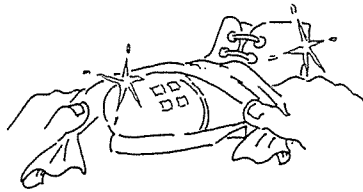


\_\_\_ ark

Match the words to the pictures. Write the words in the shape boxes.



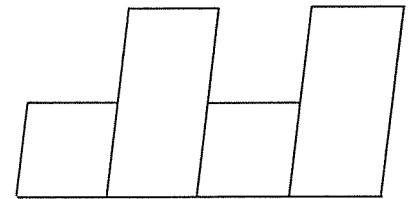
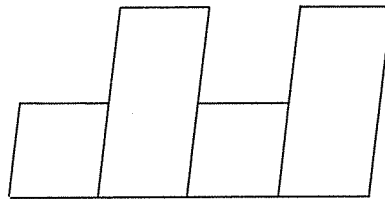
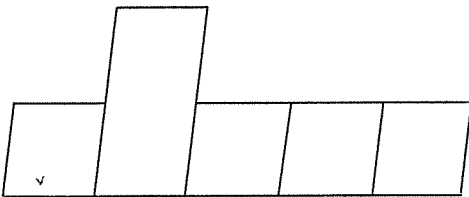
shine



shut



shed



Find little words in these big words.  
Say all the words.

Draw a shark's sharp teeth.

shot

shin

shed

shark

# 100 POINTS of family fun

YOUR CHALLENGE IS TO SCORE A TOTAL OF 100 OR MORE POINTS

5 POINTS	5 POINTS	10 POINTS	10 POINTS	20 POINTS	20 POINTS	30 POINTS
Help clean up the kitchen after dinner.	Help prepare a family meal.	Read for 15 mins on your own.	Have a paper airplane contest.	Play a family board game.	Read a chapter book with an adult for half an hour	Create a quiz game for your family to play. Have an answer key.
Come up with 3 jokes to share with your family.	Offer to make a drink for someone in your family.	Teach someone in your family how to do something.	Go outside and watch the clouds for 15 minutes with an adult.	Cook a treat with an adult that you and your family can enjoy.	Write a letter or make a card for someone in a local nursing home.	Spend a whole day without any screens or technology.
Share memories of a favourite holiday or event over a meal.	Spend time with your family sharing 2 things you are grateful for.	Write a special note for someone in your family explaining why you love them (secretly leave it for them to find).	Capture 3 moments of family fun on a camera. Print them out and put them somewhere where you can see them.	Build a cubby house with an adult in your family.	Create a jar of compliments for someone in your family. Give it to them at a time you think they need it.	Create a gratitude tree on your fridge where each family member can record something, they are grateful for on a sticky note each day.
Play hide and seek inside the house.	Put a family favourite song on really loud and dance together.	Plan a family picnic to have in your front or backyard.	Play a game of cards with someone in your family.	Help fold and put away the washing.	Read a book of your choice and write a book review.	Open a 'family restaurant' where kids decide on the menu, help cook the food and clean up!
Have a staring contest with someone who lives with you.	Watch a movie as a family.	Make up a secret handshake with someone who lives with you. Practise it so you get really good at it.	Build something with a family member: Use a cardboard box, LEGOs, blocks, craft materials etc.	Create a kindness flyer to pin up somewhere in your local community.	Make your bed 4 days in a row.	Clean out your cupboard and prepare a bag of clothes or toys to donate to charity.

Name: \_\_\_\_\_

Write the answer to each addition problem. Then color according to the key at the bottom.

6+1=

7+0=

6+4=

3+2=

4+1=

5+2=

5+6=

8+3=

6+2=

7+7=

5+0=

10+6=

9+5=

7+1=

7+8=

8+0=

8+8=

7+9=

4+4=

5+7=

9+1=

8+8=

7+9=

8+1=

7+3=

3+1=

9+3=

4+3=

3+5=

4+2=

5+3=

2+10=

6+6=

10+4=

6+9=

8+2=

9+7=

2+2=

4+8=

5+4=

8+6=

3+3=

6+3=

5+5=

5+1=

7+2=



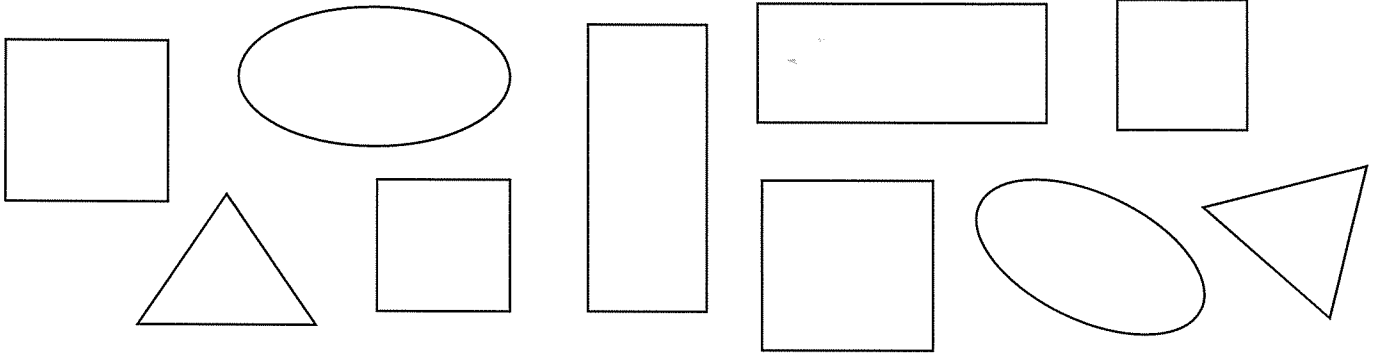


Name: \_\_\_\_\_

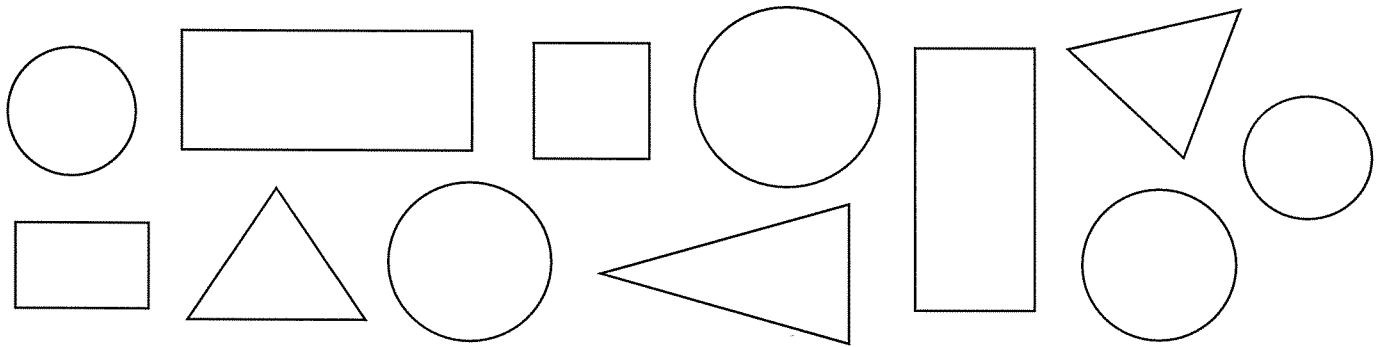
Date: \_\_\_\_\_

# Colouring 2D Shapes

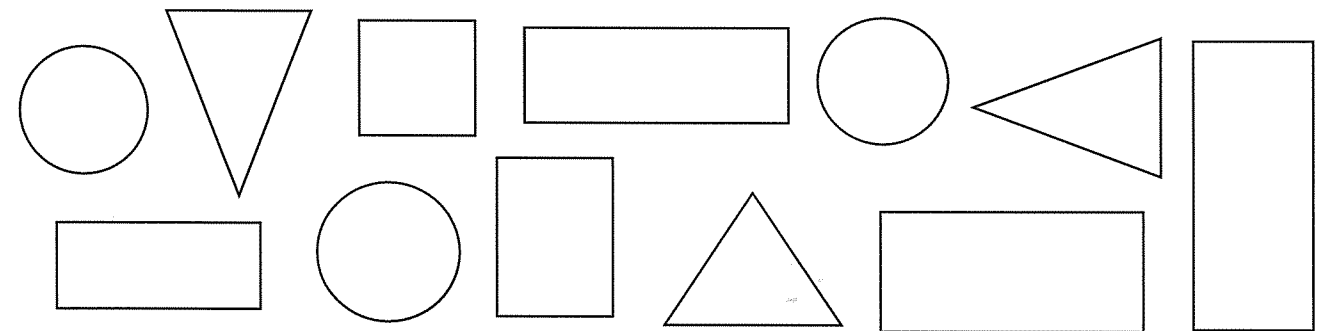
Colour all the squares red: \_\_\_\_\_



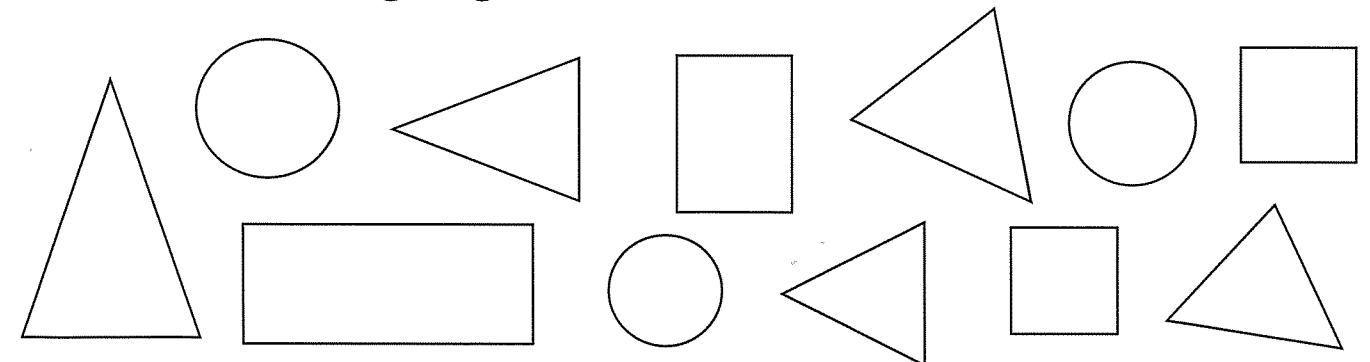
Colour all the circles blue: \_\_\_\_\_



Colour all the rectangles yellow: \_\_\_\_\_



Colour all the triangles green: \_\_\_\_\_



# Introducing multiplication – multiplying numbers by 0 and 1

Any number multiplied by 1 always equals the same number.

Any number multiplied by 0 always equals zero.

## 1 Practise multiplying by 1:




8 groups of 1 are equal to

$$\square \times 1 = \square$$



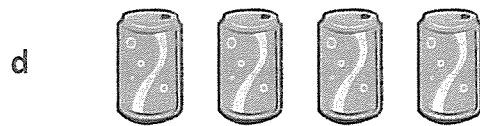
6 groups of 1 are equal to

$$\square \times 1 = \square$$



5 groups of 1 are equal to

$$\square \times 1 = \square$$



4 groups of 1 are equal to

$$\square \times 1 = \square$$

## 2 Practise multiplying by 1 and 0:

a  $12 \times 0 = \square$

b  $6 \times 1 = \square$

c  $3 \times 0 = \square$

d  $2 \times 1 = \square$

e  $8 \times 0 = \square$

f  $20 \times 1 = \square$

## 3 Complete this grid:

<b>x</b>	9	10	6	1	5	4	7	3	8	2
<b>0</b>										
<b>1</b>										