

Year 4
Remote
Teaching
Booklet 1

Dressing Up a Sentence

Write the original sentence: _____

Adjectives Describe the noun.	Noun Who or what?	Verb and Adverb What did they do? How did they do it?	Where? Where did it happen?

Write your new, exciting sentence: _____

The children were playing.

The lady closed the door.

The rabbit hopped.


The plane flew.

Tom rode his bike.

The rat ate.

Narrative Planning Template

Title _____

Orientation		
Setting	Characters	Mood
		




Complication



Events and Climax




Resolution



THINK, PLAN, WRITE, CHECK, REWRITE

THINK: SHOULD I WRITE?

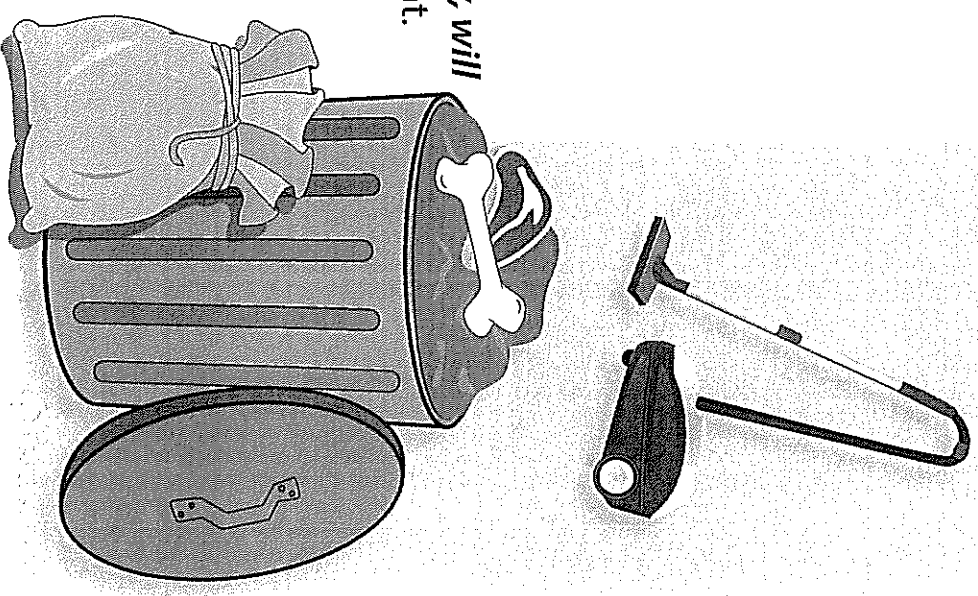
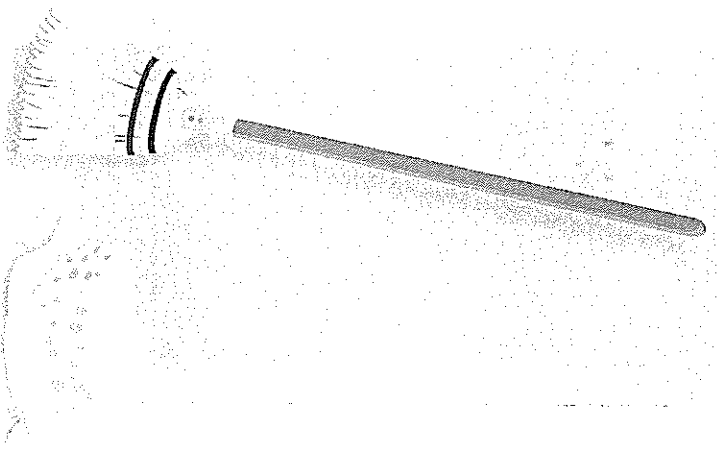



Think:
Do you agree or disagree? Can you think of ideas for both sides of this topic?

Plan:
Plan your writing before you begin and decide what your arguments are going to be.

- Remember to include:**
- an introduction – clearly state your choice
 - your arguments with reasons or examples to explain them
 - a conclusion summarising your main points
 - strong language that will persuade your reader – *definitely, will*
 - paragraphs – start a new paragraph for each new argument.

- Remember to check:**
- that your spelling and punctuation is all correct
 - that you have used sentences
 - that you have stayed on topic
 - that you have edited your writing.





Tell of your experiences of eating an ice cream without using any of these words:

- cold
- chocolate
- delicious
- nice
- tasty
- tongue

Compare the different ways people eat ice cream...

- a dieter.
- a truck driver.
- an elegant lady.
- a two year old child.
- a burglar.

Invent new ice cream flavours & combinations.

List 10 best times for eating ice cream!

Write explicit directions for how to make:

- a spider fluff.
- a tropical rainbow.
- an earthquake parfait.
- a vanilla Kosciusko.
- a multicoloured connection.



Write the lyrics for a bright ice-cream song.

HAIKU


THE TRADITIONAL FORM OF JAPANESE POETRY.

THE FORM IS 3 LINES TOTALLING 17 SYLLABLES.

LINE 1: 5 SYLLABLES

LINE 2: 7 SYLLABLES

LINE 3: 5 SYLLABLES



LANTERN

POEMS.

THESE POEMS CONSIST OF SIMPLE SYLLABIC PLANS WITH THE WORDS ARRANGED SO THAT THEY FORM THE SHAPE OF A LANTERN.

Fire
Crackling
Searing heat
Destroying life
Death!

LINE 1 - One syllable
LINE 2 - Two syllables
LINE 3 - Three syllables
LINE 4 - Four syllables
LINE 5 - One syllable.

ONOMATOPOEIC

POEMS are

simply lists of words that describe the sounds of a place or of an event. eg.


Supermarket

clattering
clashing
bustling
shoving
crashing
kertthump
kertthump kertthump
goes my
trolley wheel!!

Find a Big Cat Word

activity by Shasta


Can you find these BIG CAT words? They could be leaping upwards, pouncing downwards, creeping forwards or backwards, and hunting in all four diagonal directions.



B	D	N	A	L	S	S	A	R	G	I	S
A	L	M	O	W	H	I	S	K	E	R	S
G	S	A	M	C	A	L	I	G	E	R	H
H	B	N	C	F	T	B	L	G	P	P	E
E	U	E	R	K	I	U	I	I	R	J	R
E	C	I	T	G	P	T	R	I	O	U	E
R	C	A	C	L	L	A	D	N	E	N	K
A	I	A	A	A	S	E	N	P	A	G	H
L	T	E	G	W	I	L	D	T	R	L	A
S	D	N	E	N	I	L	E	F	H	E	N
T	E	O	R	O	A	R	E	A	T	E	Y
B	Y	L	E	O	P	A	R	D	O	U	R

- AFRICA
- BAGHEERA
- BENGAL TIGERS
- BIG CATS
- BLACK PANTHER
- CUBS
- FELINE
- GRASSLAND
- JUNGLE
- LEOPARD
- LIGER
- LION
- MANE
- NOCTURNAL
- PREY
- PRIDE
- ROAR
- SHERE KHAN
- TAIL
- WHISKERS
- WILD

Draw a ring around each word as you find it, and the leftover letters will spell out the answer to the riddle below ...



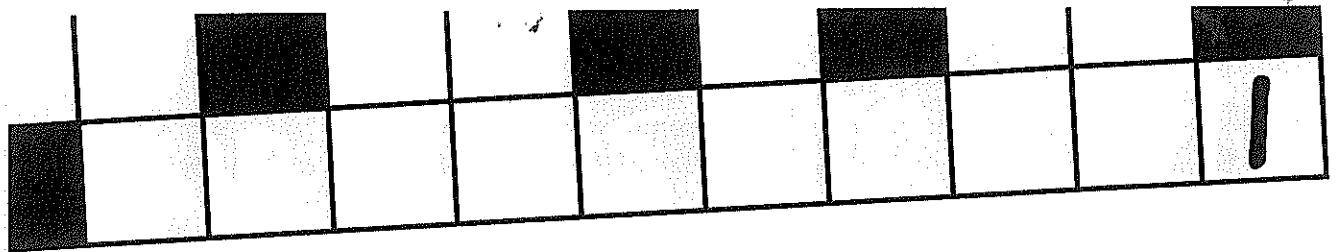
Dreamstime

Q: How does a lion greet other animals?

A: _____

Answer on page

34




Across

1. A type of bear that likes to go on picnics.
5. The ___ of five and seven is twelve.
6. Half a dozen.
7. This is long and slippery and lives underwater.
9. Pigs are kept in this.
10. A large member of the cat family.

Down

2. On a farm, water can be found in this.
3. Opposite of *no*.
4. A female fox.
5. What you do with your nose.
8. The camper ___ a fire.
9. 2019 is the Chinese year of the ___.



Solution next month!

SOLUTIONS

**Captain Ahab's Hunting
for a Celebration** (page 24)

IT WAS A POUND CAKE!

THE CARTOON



by Kerry Millard

Produced by The School Magazine team of the NSW Department of Education 2019 ISSN 1440-4907, SCIS 1260835. Unless otherwise stated, copyright remains with the author and, for illustrations, with the illustrator. Editorial pieces are © NSW Department of Education. *Countdown* crew images courtesy Douglas Holgate. Every effort has been made to acknowledge and contact copyright holders. The School Magazine apologises for any omissions and welcomes more accurate information.

Persuasive Planning

Topic: _____ Name: _____

Introduction - State your position



Argument 1

Argument 2

Argument 3



Reasons, facts and evidence

Reasons, facts and evidence

Reasons, facts and evidence



Conclusion

The rain was pouring down...

Today you are going to write a narrative (a story).

The topic you have been given for your narrative is "The rain was pouring down..."

Think:




What do you want your story to be about? Your story might be about something that happened when it was raining, a problem that occurred in the rain or a tricky situation as a result of lots of rain.

Plan:

Plan your writing before you begin and decide who your characters are, the setting of your story, the complication or problem and how it is solved and how the story will end.

Remember to check:

- that your spelling and punctuation is all correct
- that you have used sentences
- that you have stayed on topic
- that you have edited your writing



Name _____

Date _____

Compound Sentences

Choose which coordinating conjunction works best to join the simple sentences together to make a compound sentence.

so

and

but

yet

I would like to go to the football game _____ I don't have a ticket.

Jane is coming over _____ we can go swimming in my pool.

The children went for a bushwalk _____ they saw many different types of birds.

I like orange juice _____ Susie likes apple juice.

It was late at night _____ the weather was hot.

Jack doesn't like to eat vegetables _____ he likes to eat meat.

Rewrite the sentences below to create a compound sentence.

The boy painted with blue paint. He painted with yellow paint.

Zack ran fast. Tom ran faster.

Dressing Up a Sentence

Write the original sentence: _____

Adjectives Describe the noun.	Noun Who or what?	Verb and Adverb What did they do? How did they do it?	Where? Where did it happen?

Write your new, exciting sentence: _____

The dog sat.

My hair smells.

Our tree fell.

The boys were singing.

That kangaroo jumped.

That battery is flat.

100 POINTS of Family Fun

@rainbowstycrations

YOUR CHALLENGE IS TO SCORE A TOTAL OF 100 OR MORE POINTS

5 POINTS	5 POINTS	10 POINTS	10 POINTS	20 POINTS	20 POINTS	30 POINTS
Help clean up the kitchen after dinner.	Help prepare a family meal.	Read for 15 mins on your own.	Have a paper airplane contest.	Play a family board game.	Read a chapter book with an adult for half an hour	Create a quiz game for your family to play. Have an answer key.
Come up with 3 jokes to share with your family.	Offer to make a drink for someone in your family.	Teach someone in your family how to do something.	Go outside and watch the clouds for 15 minutes with an adult.	Cook a treat with an adult that you and your family can enjoy.	Write a letter or make a card for someone in a local nursing home.	Spend a whole day without any screens or technology.
Share memories of a favourite holiday or event over a meal.	Spend time with your family sharing 2 things you are grateful for.	Write a special note for someone in your family explaining why you love them (secretly leave it for them to find).	Capture 3 moments of family fun on a camera. Print them out and put them somewhere where you can see them.	Build a cubby house with an adult in your family.	Create a jar of compliments for someone in your family. Give it to them at a time you think they need it.	Create a gratitude tree on your fridge where each family member can record something, they are grateful for on a sticky note each day.
Play hide and seek inside the house.	Put a family favourite song on really loud and dance together.	Plan a family picnic to have in your front or backyard.	Play a game of cards with someone in your family.	Help fold and put away the washing.	Read a book of your choice and write a book review.	Open a 'family restaurant' where kids decide on the menu, help cook the food and clean up!
Have a staring contest with someone who lives with you.	Watch a movie as a family.	Take up a secret handshake with someone who lives with you. Practise it so you get really good at it.	Build something with a family member: Use a cardboard box, LEGOs, blocks, craft materials etc.	Create a kindness flyer to pin up somewhere in your local community.	Take your bed 4 days in a row.	Clean out your cupboard and prepare a bag of clothes or toys to donate to charity.

Name _____

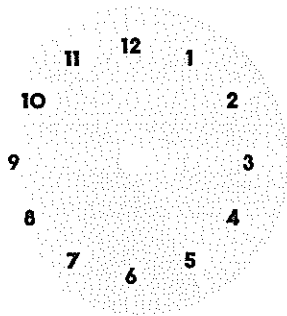
Date _____

Telling Time to the Minute

Draw the analogue times for the digital clocks below. All times are 'am' times.

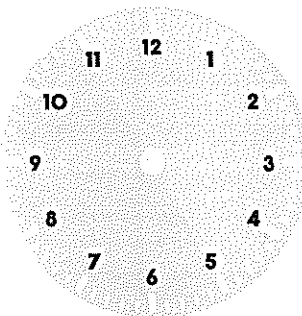
7:00

1.



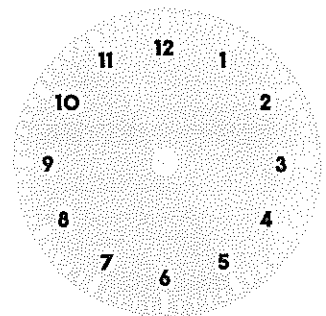
8:30

2.



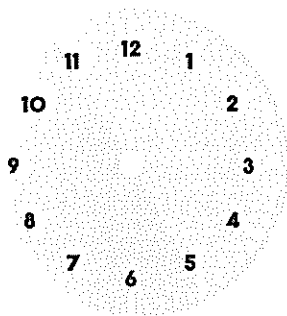
6:15

3.



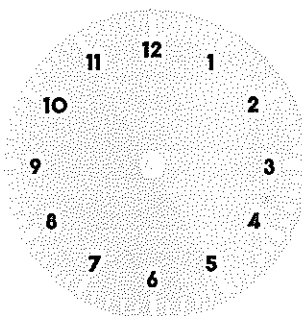
11:45

4.



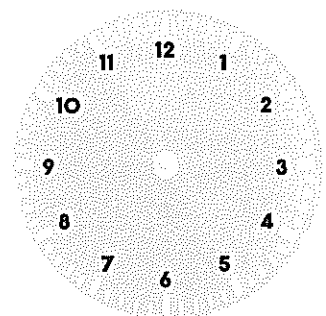
12:20

5.



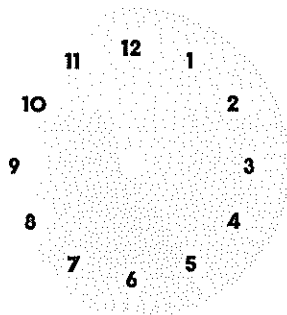
10:35

6.



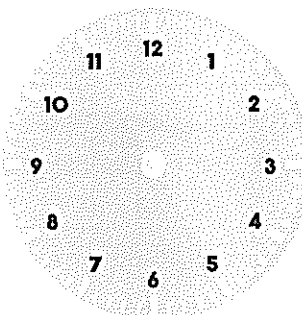
2:31

7.



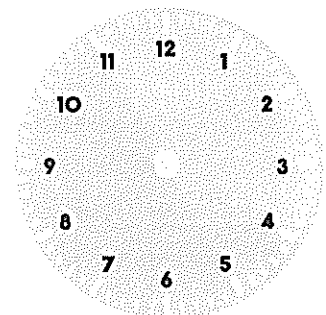
1:39

8.



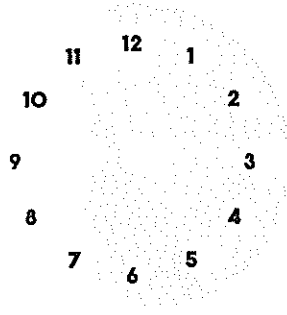
3:14

9.



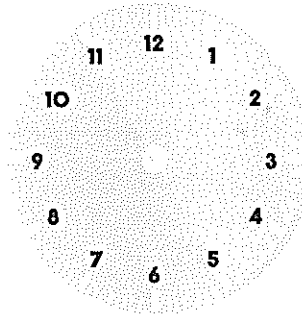
5:22

10.



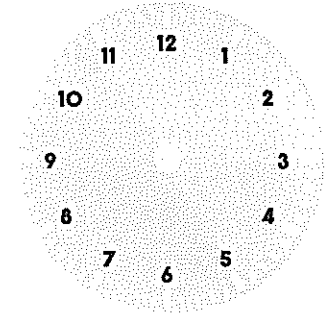
9:17

11.



4:53

12.

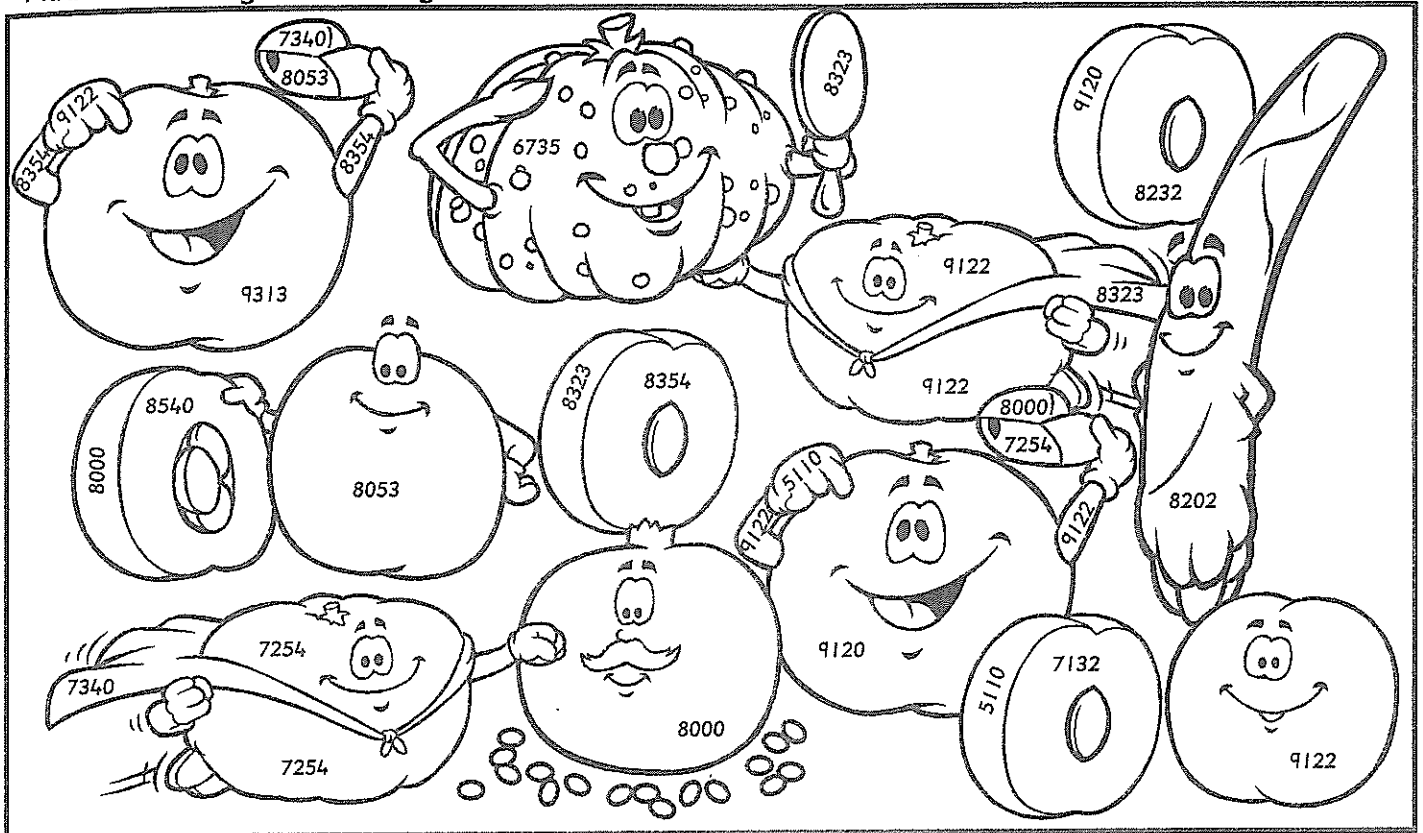


Name: _____

Write 6 sums
of your own
for your friend.

ON THE
BACK

Addition ~ 4 digits ~ Trading



Look for the numbers more than once and colour the picture.

<p>blue</p> $\begin{array}{r} 5407 \\ +2795 \\ \hline \\ \hline \end{array}$	<p>green</p> $\begin{array}{r} 6883 \\ +2430 \\ \hline \\ \hline \end{array}$	<p>red</p> $\begin{array}{r} 5635 \\ +3487 \\ \hline \\ \hline \end{array}$	<p>yellow</p> $\begin{array}{r} 4547 \\ +3776 \\ \hline \\ \hline \end{array}$	<p>purple</p> $\begin{array}{r} 1796 \\ +4939 \\ \hline \\ \hline \end{array}$
<p>pink</p> $\begin{array}{r} 4466 \\ +2666 \\ \hline \\ \hline \end{array}$	<p>orange</p> $\begin{array}{r} 3588 \\ +3666 \\ \hline \\ \hline \end{array}$	<p>black</p> $\begin{array}{r} 3764 \\ +3576 \\ \hline \\ \hline \end{array}$	<p>brown</p> $\begin{array}{r} 2658 \\ +2452 \\ \hline \\ \hline \end{array}$	<p>rainbow</p> $\begin{array}{r} 3959 \\ +4094 \\ \hline \\ \hline \end{array}$
<p>red</p> $\begin{array}{r} 5868 \\ +2486 \\ \hline \\ \hline \end{array}$	<p>yellow</p> $\begin{array}{r} 6756 \\ +1476 \\ \hline \\ \hline \end{array}$	<p>blue</p> $\begin{array}{r} 5987 \\ +2553 \\ \hline \\ \hline \end{array}$	<p>green</p> $\begin{array}{r} 4637 \\ +3363 \\ \hline \\ \hline \end{array}$	<p>orange</p> $\begin{array}{r} 6744 \\ +2376 \\ \hline \\ \hline \end{array}$



SPEED ADDITION

Complete the following :

A	B	C	D	E	F
6 add	7 add	8 add	4 add	5 add	9 add
1. 8 = ___	1. 4 = ___	1. 6 = ___	1. 12 = ___	1. 4 = ___	1. 6 = ___
2. 7 = ___	2. 5 = ___	2. 9 = ___	2. 14 = ___	2. 8 = ___	2. 7 = ___
3. 2 = ___	3. 3 = ___	3. 15 = ___	3. 11 = ___	3. 7 = ___	3. 4 = ___
4. 5 = ___	4. 9 = ___	4. 14 = ___	4. 20 = ___	4. 6 = ___	4. 5 = ___
5. 9 = ___	5. 6 = ___	5. 2 = ___	5. 15 = ___	5. 9 = ___	5. 2 = ___
6. 1 = ___	6. 7 = ___	6. 4 = ___	6. 9 = ___	6. 13 = ___	6. 11 = ___
7. 3 = ___	7. 1 = ___	7. 5 = ___	7. 6 = ___	7. 15 = ___	7. 13 = ___
8. 6 = ___	8. 5 = ___	8. 12 = ___	8. 8 = ___	8. 17 = ___	8. 18 = ___
9. 4 = ___	9. 10 = ___	9. 7 = ___	9. 16 = ___	9. 16 = ___	9. 10 = ___
10. 7 = ___	10. 2 = ___	10. 8 = ___	10. 17 = ___	10. 19 = ___	10. 15 = ___

G Add 4 to :

9	17	16	11	18	12	15	21	19	23	27	24	25	10	7	28	5	18	26

H Add 6 to :

18	13	15	11	17	19	14	21	28	23	27	25	26	29	16	10	9	7	27

I Add 12 to :

20	15	27	19	16	17	11	27	24	28	23	29	12	18	14	13	30	10	31

J Add 15 to :

7	4	9	2	6	13	17	14	18	23	26	11	19	5	12	24	34	15	27

K Add 7 to :

43	35	74	23	59	42	58	74	71	19	17	14	13	26	74	61	56	62	77

L Add 8 to :

23	56	87	62	69	84	30	76	44	10	79	42	80	17	48	88	46	70	45

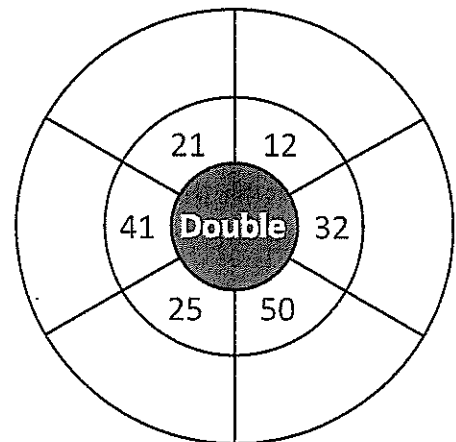
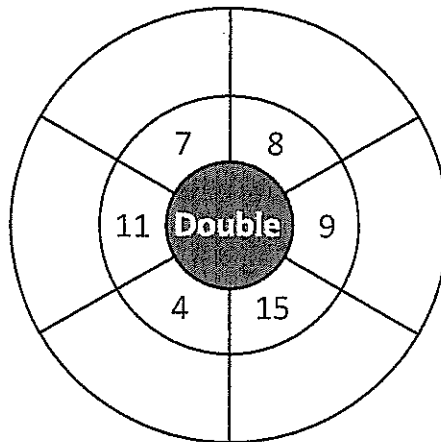
Mental multiplication strategies – doubling strategy

There are many double facts that you should know.
 This includes numbers outside the times tables that we have been working on.
 Here are 2 double facts that are handy to know:
 double 20 is 40 double 15 is 30 Can you think of more?

- 1** List all the double facts outside of the 2 times table that you know in the space below. Here are two to start you off:

double 12 is 24 double 50 is 100

- 2** Complete these doubling wheels:



- 3** Doubling 2 digit numbers is easy if you split the digits and double each part. Complete this doubling grid. The first one has been done for you.

<p>a Double 36</p> $= 30 \times 2 + 6 \times 2$ $= 60 + 12$ $= 72$	<p>b Double 23</p>
<p>c Double 19</p>	<p>d Double 41</p>

