


Kindergarten

Remote

Teaching

Booklet 2




a




b



i



j



q



r



z



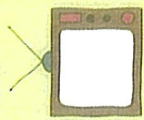
y




d



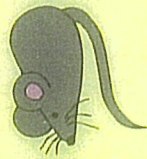
l



t



e



m



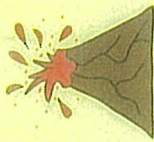
u




f



n




v



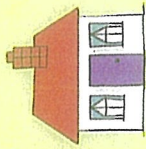
g




o



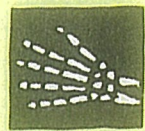
w



h



p



x

is the

and for

a on

I am

went to

this can

we are

like my

in see

A4 Alphabet Card B101

P.O. Box 21614
Henderson,
Auckland 0650
New Zealand
Ph/Fax (INT) +64 9 828 7742
Ph/Fax (NZ) 09 828 7742
www.butterflies.co.nz
Printed in New Zealand




© Copyright 1991-98 Butterflies. All rights reserved.



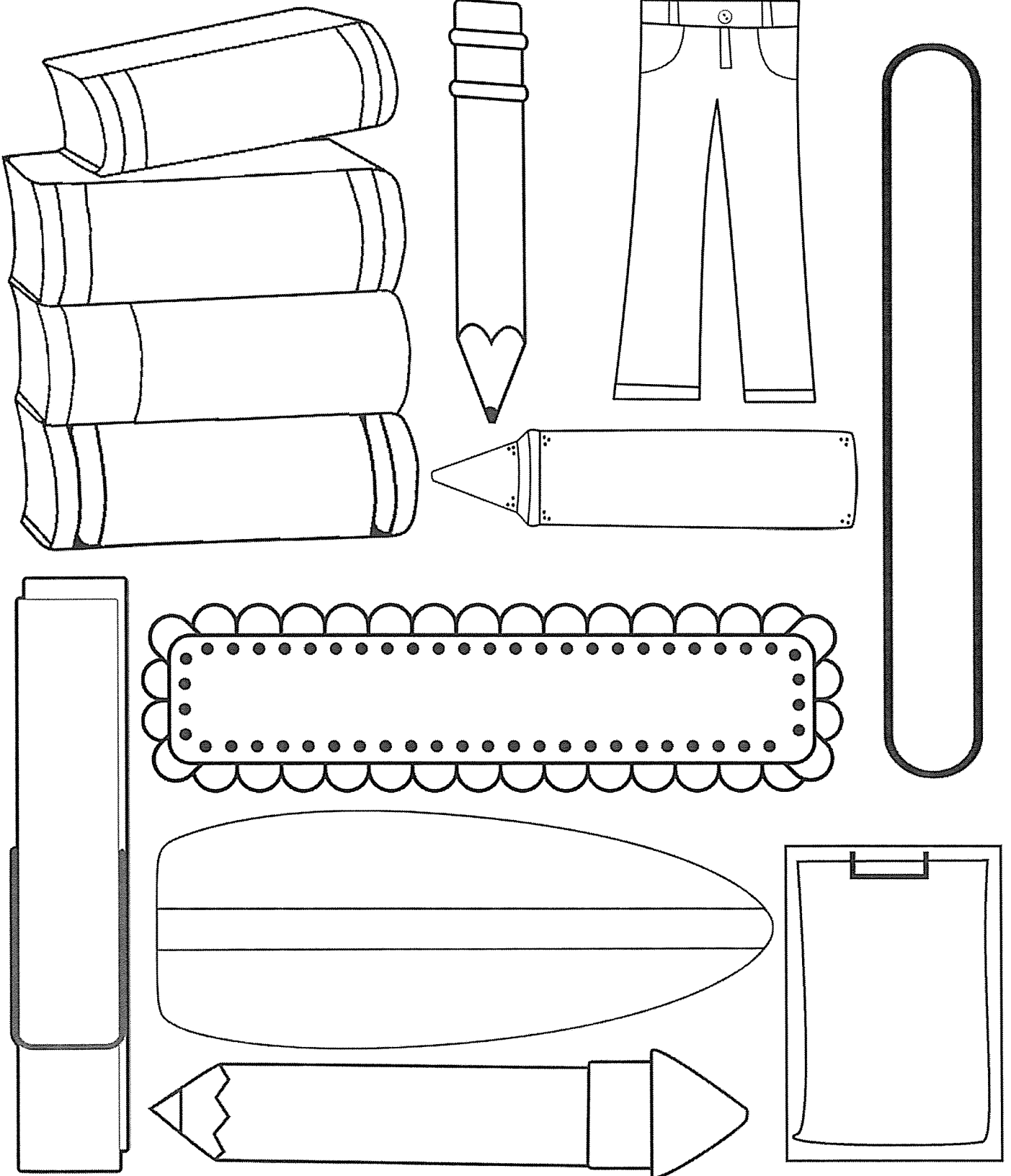
My Garden of Words

Write your list of words inside the flowers and creatures that you see in your garden.




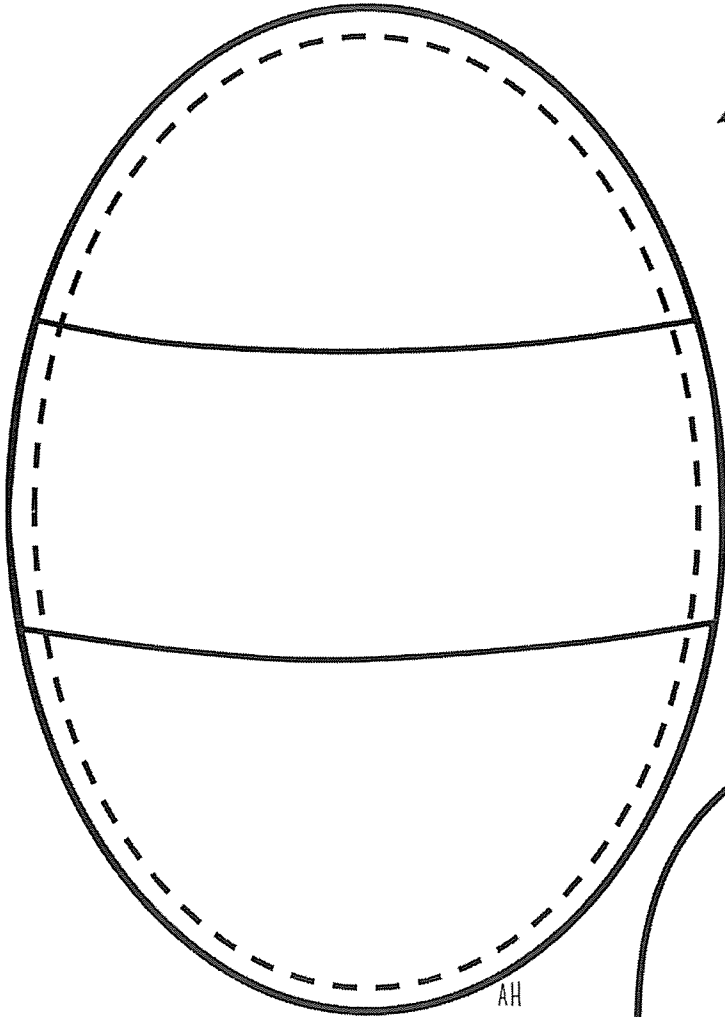
Across or Down?

Write as many words as you can from your word list.
Some words can be written downwards ↓ and some
can be written across. →




Words with e, o and u

Write words with the letter e, o and u.



Four, Five, Six and More



Write words from your list that have four letters.

Write words from your list that have five letters.

Write words from your list that have six letters.

Write words from your list that have seven or more letters.

Large rounded rectangular box for writing words with 4 letters.

4

Large rounded rectangular box for writing words with 5 letters.

5

Large rounded rectangular box for writing words with 6 letters.

6

Large rounded rectangular box for writing words with 7+ letters.


7+



I can Draw it


Find words from your word list
that you can draw.

Write each word and **draw** a picture to match.




Read, Write and Paint

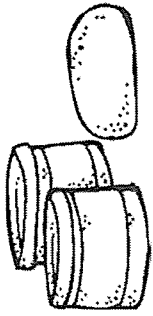
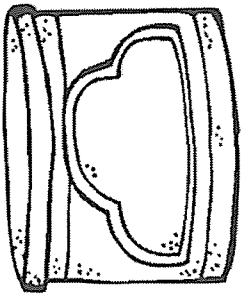
Write ___ words from your list of words inside the rainbow. Paint over the top with water colors.



Coil of Words

Write of your words from your word list inside the coil. Write the first word in the middle and keep on going. Paint over the top with water colors.






My Play Dough Mat

I can **make** words from my word list using play dough.

A large, empty rectangular box intended for students to write a word list.

A large, empty rectangular box intended for students to use play dough to form words from the list.



Count it up!




Write words from the word list.

Count up the letters in each word and record it next to the word, in the popsicle.

A large outline of a popsicle. The top part is a rounded rectangle divided into ten horizontal sections for writing. The bottom part is a long, thin stick.

I Spy the Letter Ee

Ee Ee





A grid of letters in circles for a word search. The letters are: Row 1: A, g, w, g, E; Row 2: E, e, E, E, A; Row 3: w, V, A, e; Row 4: V, e, E, E; Row 5: s, s, e, E; Row 6: E, w, e, w; Row 7: E, A, V, A, S.

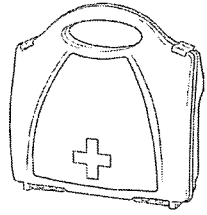
CVC Words

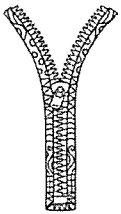
Mixed Vowels


Directions: Say the name of each picture. Then fill in the missing beginning and ending sounds to form the words.


		
	a	


		
	a	


		
	i	

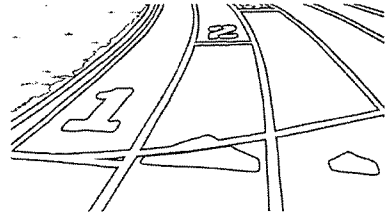
		
	i	

		
	o	

		
	a	

		
	u	

		
	a	

		
	a	

Trace the word and write it again.

and and

Trace over the 'and' words. Colour a number for each one you find.

I found altogether.

20 omd and and
19 and and
18 and and
17 and and
16 and and
15 and and
14 and and
13 and and
12 dan anh
11 and
10 and
9 end
8 and
7 onb
6 and and
5 and and
4 and and
3 and and
2 and and
1 and and

CVC Writing Word Activity Sheet



Read it



Say it

van



Write it

van van



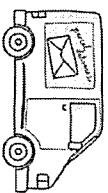
Fill the space

--	--	--



Colour it

van



Spell it


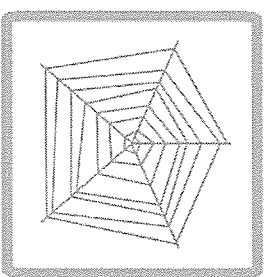


--	--	--



Cut out

a	v	n
---	---	---

CVC Word and Picture Matching Worksheets



bug

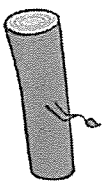
web

log


red

Spelling Maze!

Draw lines between the right letters to spell out the word! Write your word on the lines at the end!



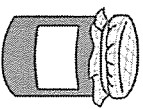
c o g
l a t



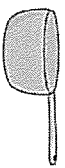
r u p
e e d



x e p
h o n



s u m
j a s




t a n
p e y

Read and Draw




Read the words and draw pictures to illustrate the words.


man




dog



van


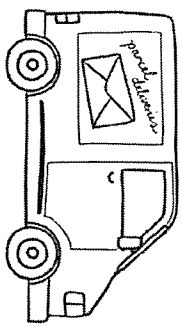

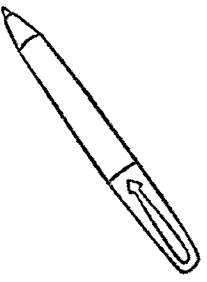


bin



CVC Words Cut and Paste Worksheet: Mixed


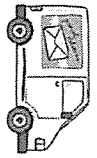
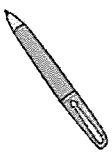
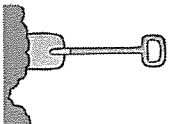

Directions: Cut and paste the letters to make the word for the picture in the box.

n	n	j	o	e	n
g	s	u	a	p	v

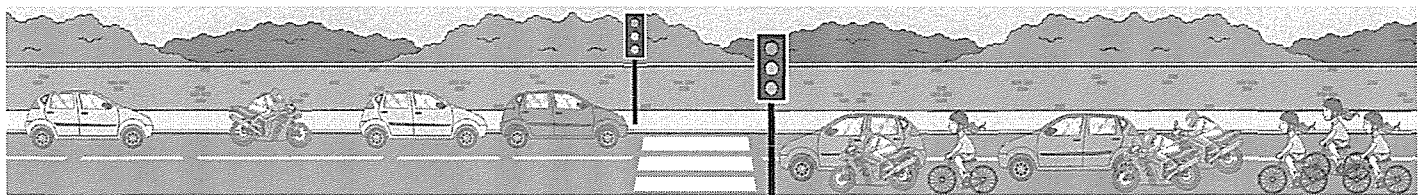




Spelling Maze!

Draw lines between the right letters to spell out the word! Write your word on the lines at the end!

	m	o	n	_____
	x	a	r	_____
	v	a	f	_____
	o	t	n	_____
	w	e	f	_____
	p	r	n	_____
	d	j	e	_____
	a	i	g	_____
	f	o	y	_____
	d	e	g	_____


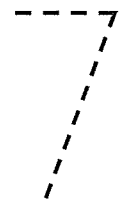
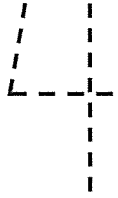
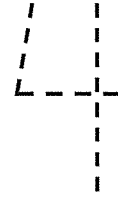
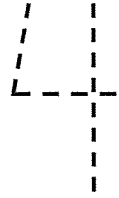
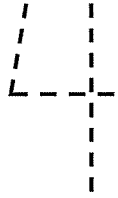

Comparing Numbers to 10

Count how many vehicles are on each side of the road and then write your answers in the boxes. Circle which one has more.



Number Tracing


Trace the numbers below.



Cut and Paste Number Sort

4

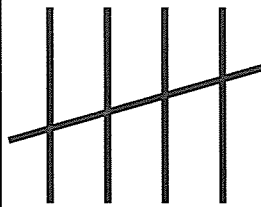
5



twinkl.com

four

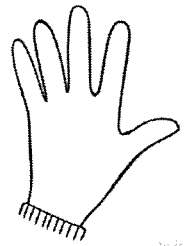
twinkl.com



twinkl.com




twinkl.com



twinkl.com




twinkl.com



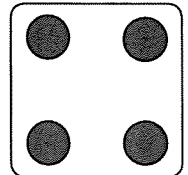
twinkl.com

five

twinkl.com



twinkl.com

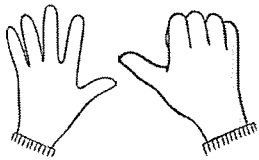


twinkl.com

Cut and Paste Number Sort

6

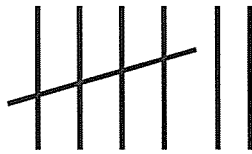
7



twinkl.com

seven

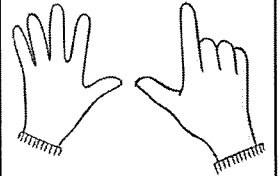
twinkl.com




twinkl.com



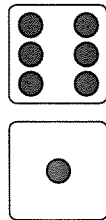
twinkl.com



twinkl.com



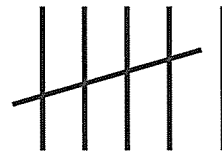
twinkl.com




twinkl.com

six

twinkl.com





twinkl.com


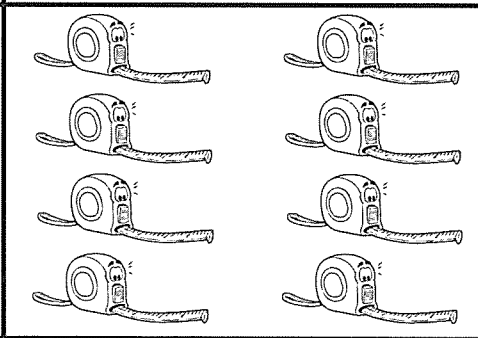
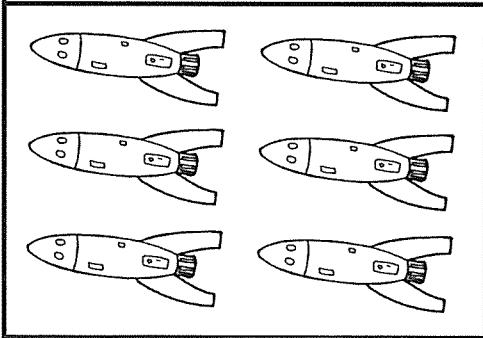
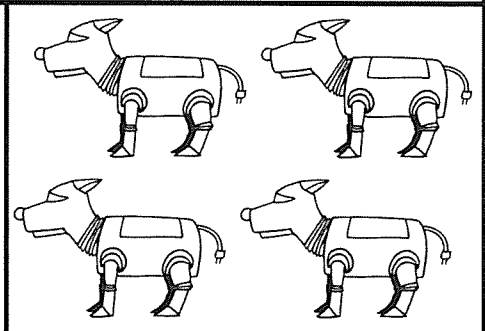
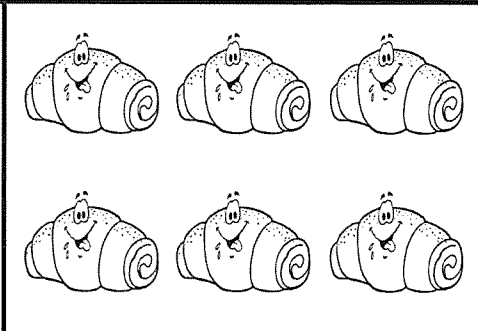



twinkl.com


Trace the number 6.




Colour the groups with 6.



Draw 6 legs on the ladybeetle.




Draw 6 ice creams in the cones.




seven

7 7 7 7 7 7

Finish the picture in your own colours.



- Colour 7 apples purple.
- Colour 7 apples red.
- Colour 7 apples green.
- Colour 7 apples pink.
- Colour 7 apples blue.
- Colour 7 apples yellow.




How many apples are left? Colour them orange.

seven

7 7 7 7 7 7

Draw another 7 eggs. Colour them brown.



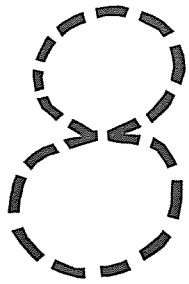
seven

7 7 7 7 7 7

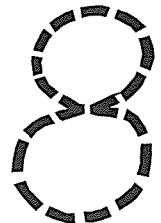
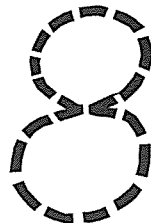
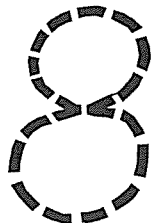
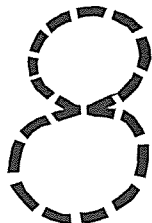

Trace the numbers and write them again.

1 2 3 4 5 6 7 8 9 10

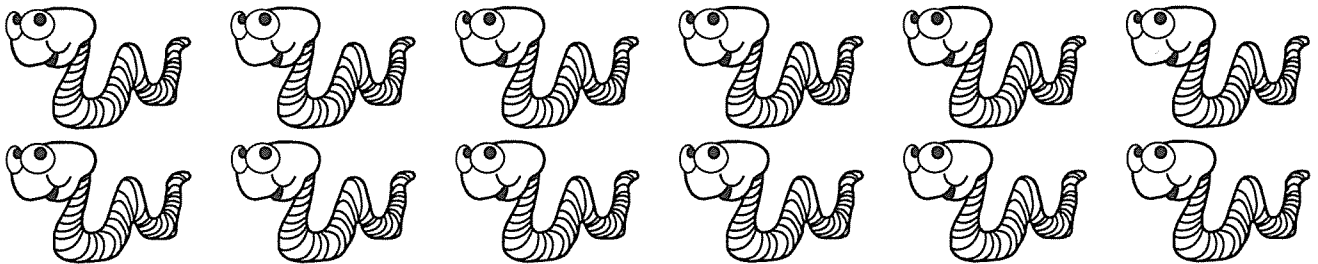
Trace the word and numbers.




eight



Colour eight worms.



Colour eight bricks.



Trace over the words.

eight

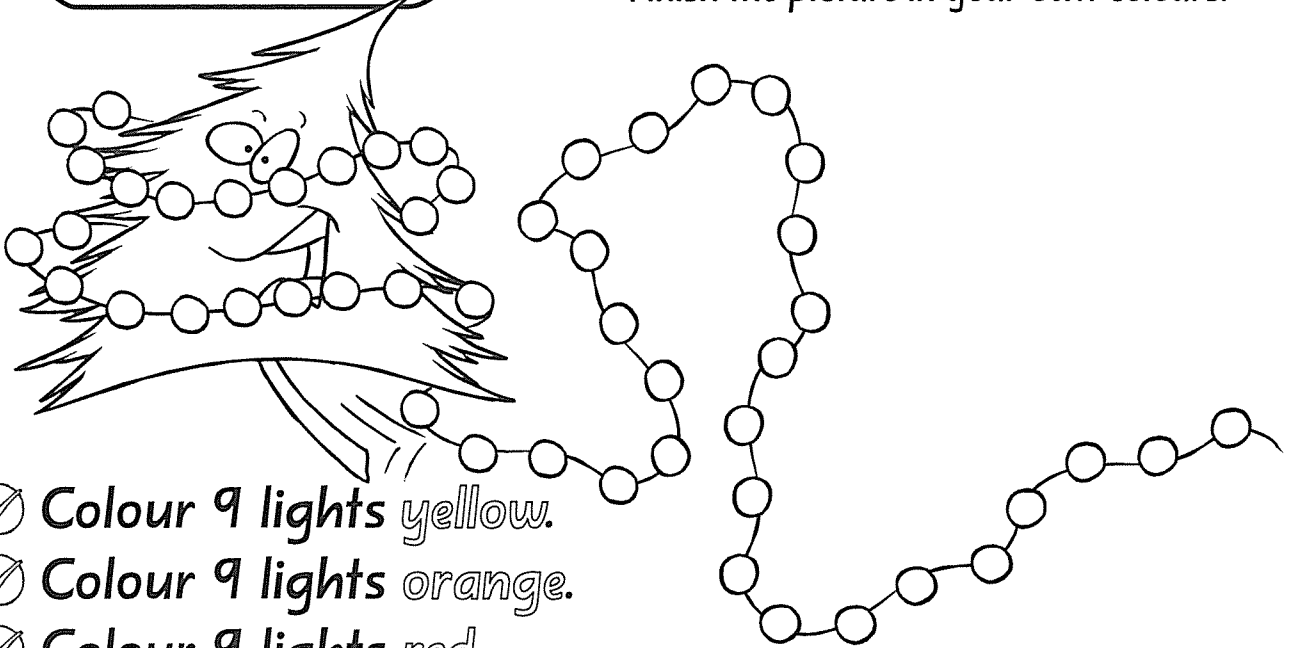
eight

eight

nine

9 9 9 9 9 9

Finish the picture in your own colours.



Colour 9 lights yellow.

Colour 9 lights orange.

Colour 9 lights red.


Colour 9 lights blue.

Colour 9 lights green. How many lights are left? Colour them pink.

nine

9 9 9 9 9 9

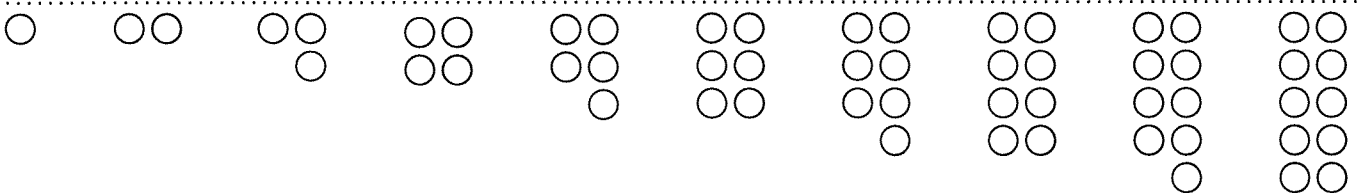
Draw another 9 hats. Colour them brown.




nine

9 9 9 9 9 9


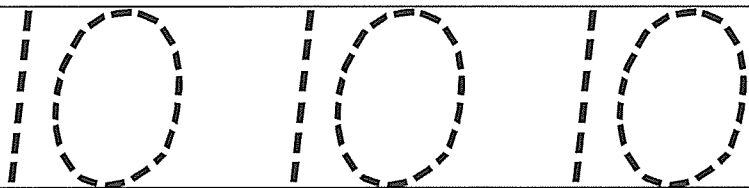
Count the dots and write the numbers.







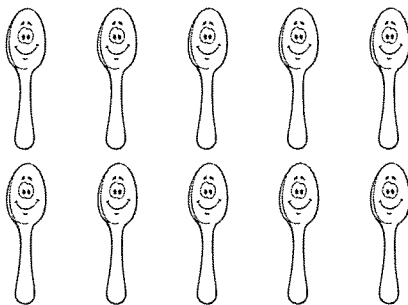
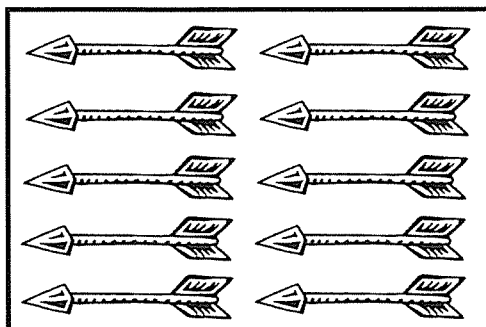
Trace the number 10.




ten sausages




Colour the groups with 10.

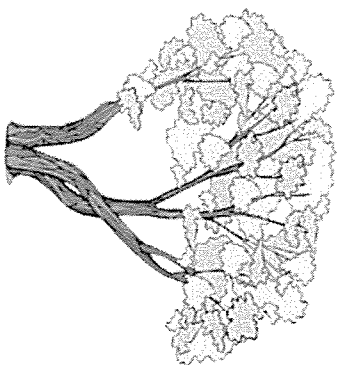


Draw 10 spiders on the web.



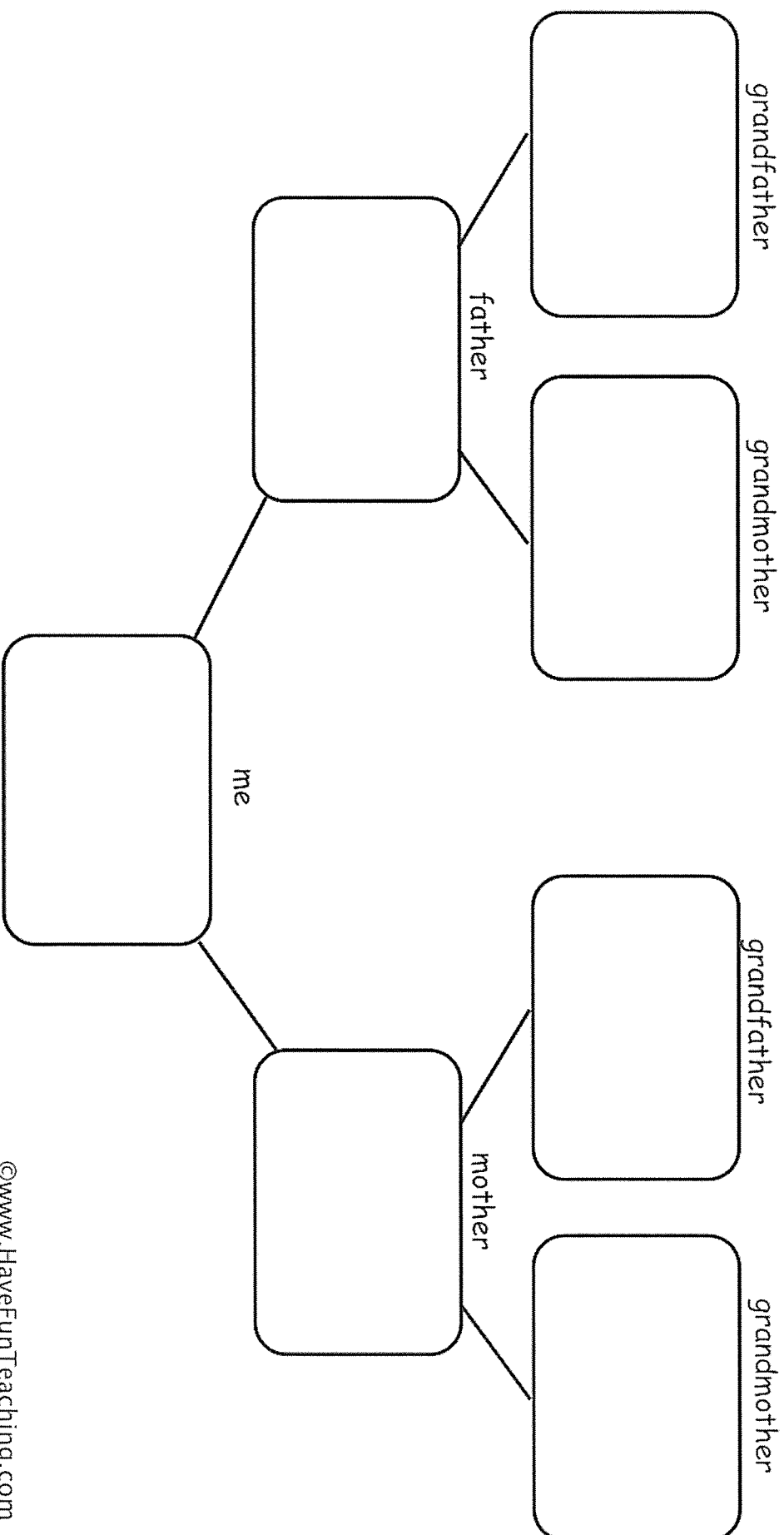
Draw 10 straws in the glass.

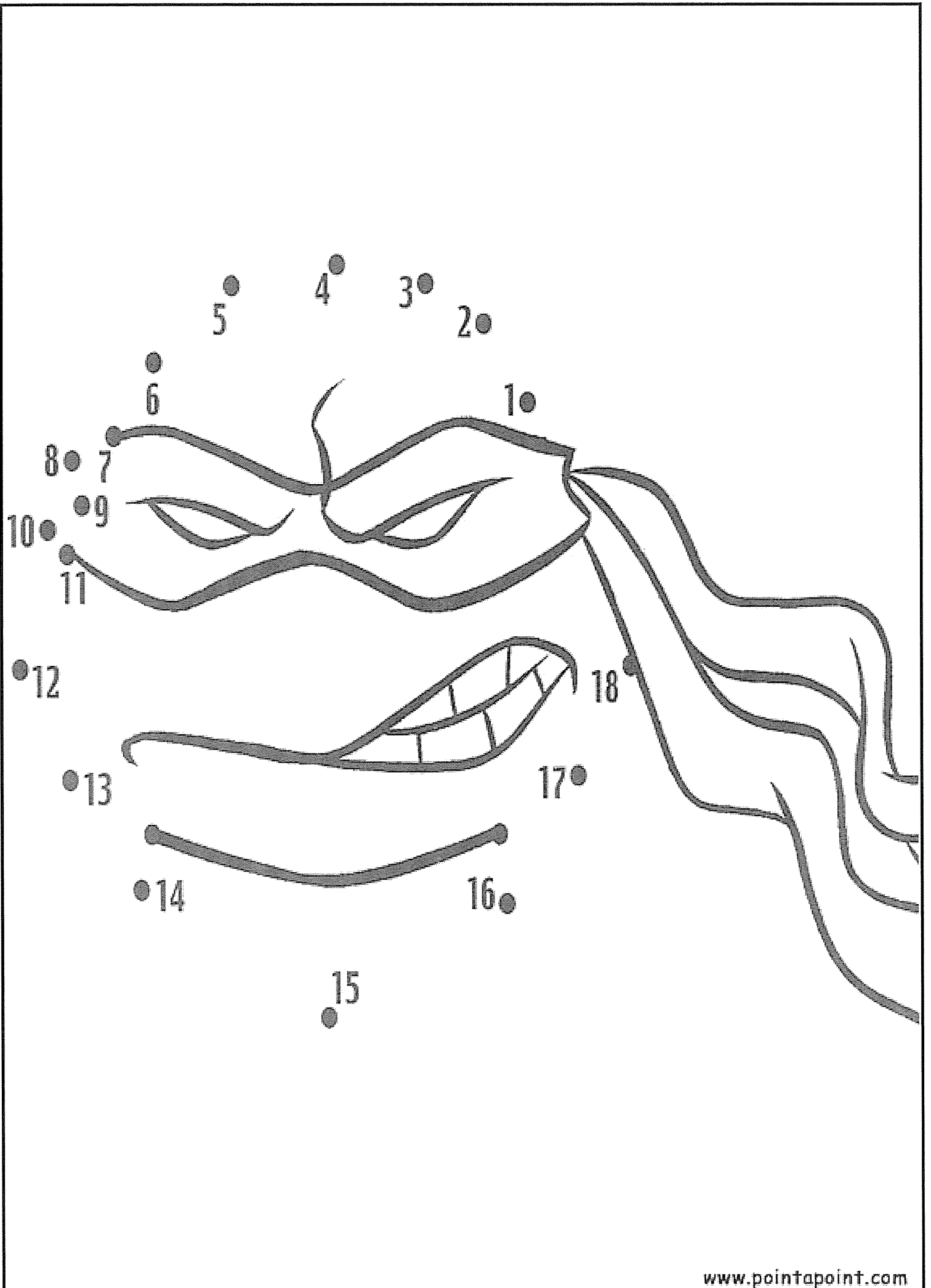







My Family Tree

Name: _____





Can you find which caterpillar is the odd one out?




Let's Count Bugs


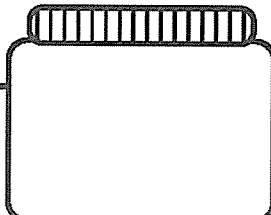
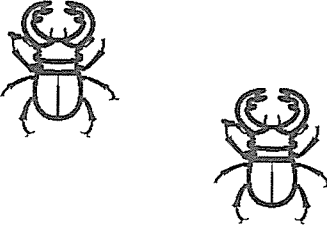

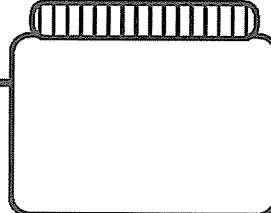





Name: _____

Count the bugs and write the number on the jar.

Teach 













1













Apple Counting 1-20

Name: _____

Teach 









				
				

Which is heaviest?

Name: _____

Circle the heaviest one and colour it.


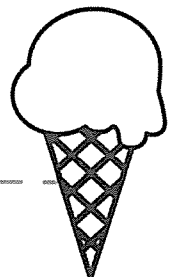


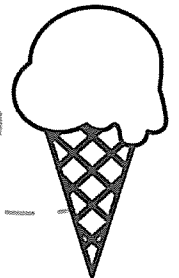





Teach 



Find the Ice-Cream

Name: _____


Teach 





Find a Rhyme


Name: _____

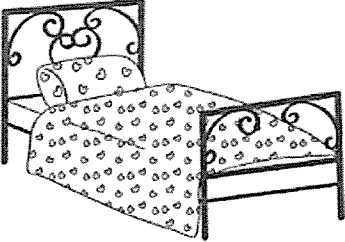
Colour all words that rhyme with the picture.


	cat
	cup
	mat
	hat

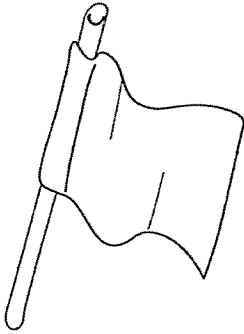
	fun
	gum
	fan
	run

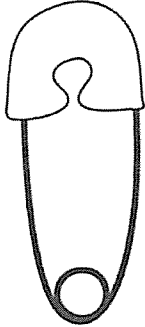
	box
	dog
	log
	dad

	not
	hot
	lid
	got

	red
	blue
	bib
	fed

	pin
	ten
	hen
	then

	did
	bag
	bug
	tag

	bin
	can
	saw
	fin

Safe and Unsafe Items to Share


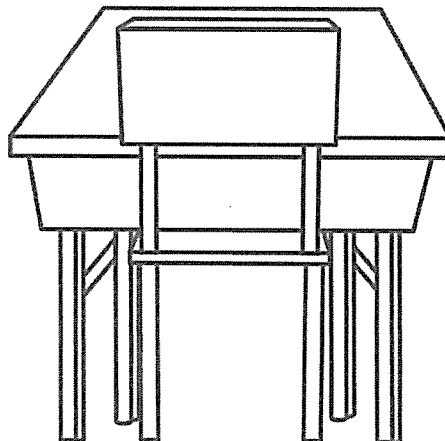

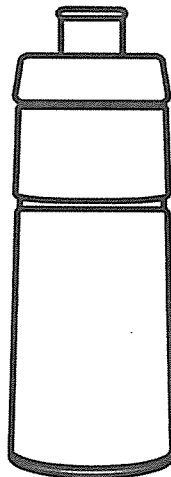
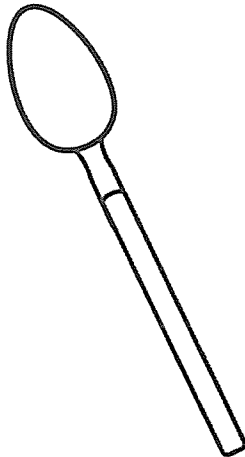
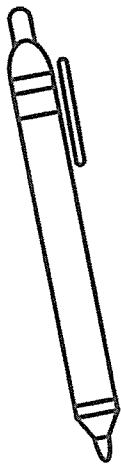


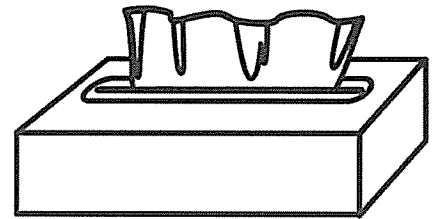


Name: _____

Teach 

safe items to share

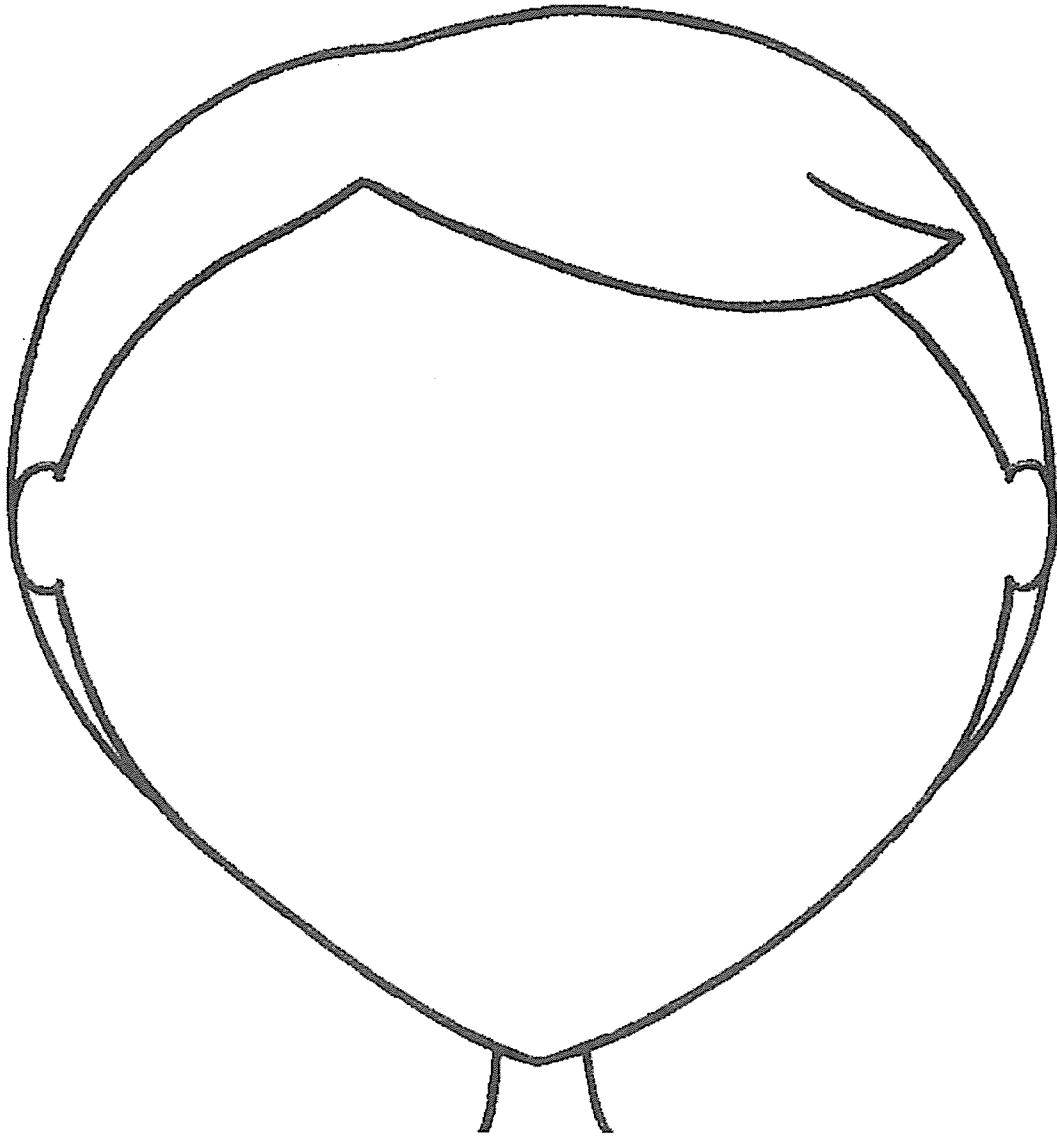


unsafe items to share





My Face



I have _____ eyes. My eyes are _____.

I have _____ hair. My hair is _____.

I have _____ nose.

I have _____ ears.

I have _____ mouth.