


Year 2
Remote
Teaching
Booklet 2

Name: _____


My Puzzle Page

Draw a circle around the correct sentence.




The dog is in the bed.
The dog is under the bed.

The tub is in the water.
The man is in the tub.



The boy is in front of the tree.
The boy is behind the tree.

The man is making a face.
The face is making a man.



The car drives slow.
The car drives fast.

Name: _____

My Puzzle Page

Tick yes or no.

Yes No

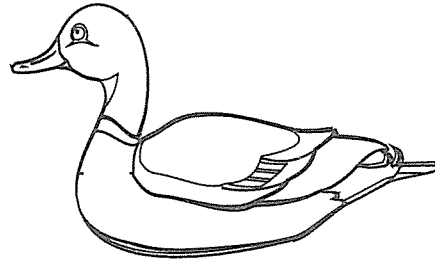
1. A dog can drive a car.

<input type="checkbox"/>	<input type="checkbox"/>
--------------------------	--------------------------

2. A frog says moo.

<input type="checkbox"/>	<input type="checkbox"/>
--------------------------	--------------------------

3. A duck says quack.



<input type="checkbox"/>	<input type="checkbox"/>
--------------------------	--------------------------

4. A bird can fly.

<input type="checkbox"/>	<input type="checkbox"/>
--------------------------	--------------------------

5. A pig can ride a bike.

<input type="checkbox"/>	<input type="checkbox"/>
--------------------------	--------------------------

6. I can sing a song.

<input type="checkbox"/>	<input type="checkbox"/>
--------------------------	--------------------------

7. The train went along the road.

<input type="checkbox"/>	<input type="checkbox"/>
--------------------------	--------------------------

8. The car goes over the bridge.

<input type="checkbox"/>	<input type="checkbox"/>
--------------------------	--------------------------

Match the numbers and their words.

four	five	two	one	six
three	seven	nine	eight	ten

6 _____

3 _____

7 _____

1 _____

2 _____

9 _____

8 _____

5 _____

4 _____

10 _____

Write the colour names that start with:

y _____

bl _____

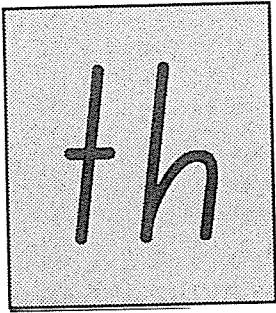
r _____

br _____

gr _____

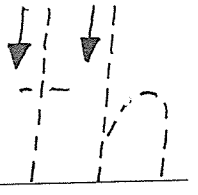
o _____

Track, trace, say and write.


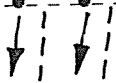


th

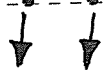
th



the



they



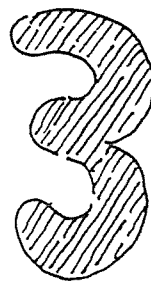

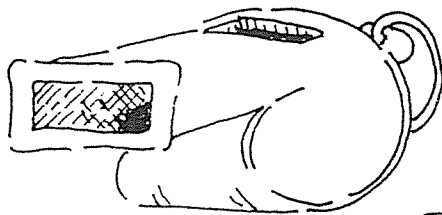
this



that

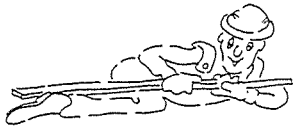


Colour all the things that start with th.



Other words with **th**. Write the missing **th** in each word.


Say the words.



___ in



___ ump



___ ick



___ ink




___ under




___ ird


Match the words to the pictures. Write the words in the shape boxes.



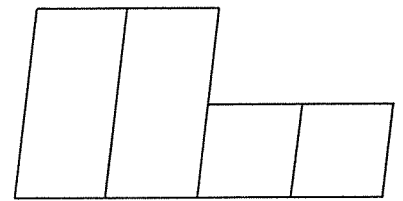
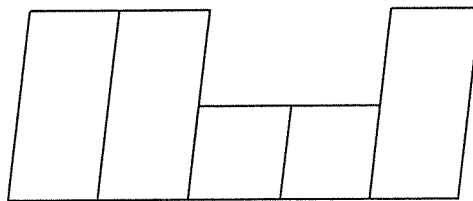
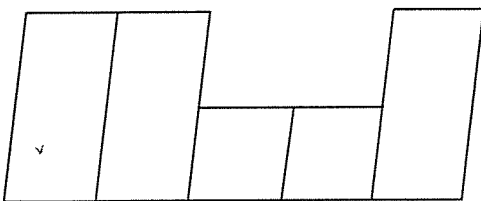
third



thick



thin



Find little words in these big words.
Say all the words.

Draw a thick thing.

them

than

thin

think

100 POINTS of family fun

YOUR CHALLENGE IS TO SCORE A TOTAL OF 100 OR MORE POINTS

5 POINTS	5 POINTS	10 POINTS	10 POINTS	20 POINTS	20 POINTS	30 POINTS
Help clean up the kitchen after dinner.	Help prepare a family meal.	Read for 15 mins on your own.	Have a paper airplane contest.	Play a family board game.	Read a chapter book with an adult for half an hour	Create a quiz game for your family to play. Have an answer key.
Come up with 3 jokes to share with your family.	Offer to make a drink for someone in your family.	Teach someone in your family how to do something.	Go outside and watch the clouds for 15 minutes with an adult.	Cook a treat with an adult that you and your family can enjoy.	Write a letter or make a card for someone in a local nursing home.	Spend a whole day without any screens or technology.
Share memories of a favourite holiday or event over a meal.	Spend time with your family sharing 2 things you are grateful for.	Write a special note for someone in your family explaining why you love them (secretly leave it for them to find).	Capture 3 moments of family fun on a camera. Print them out and put them somewhere where you can see them.	Build a cubby house with an adult in your family.	Create a jar of compliments for someone in your family. Give it to them at a time you think they need it.	Create a gratitude tree on your fridge where each family member can record something, they are grateful for on a sticky note each day.
Play hide and seek inside the house.	Put a family favourite song on really loud and dance together.	Plan a family picnic to have in your front or backyard.	Play a game of cards with someone in your family.	Help fold and put away the washing.	Read a book of your choice and write a book review.	Open a 'family restaurant' where kids decide on the menu, help cook the food and clean up!
Have a staring contest with someone who lives with you.	Watch a movie as a family.	Make up a secret handshake with someone who lives with you. Practise it so you get really good at it.	Build something with a family member: Use a cardboard box, LEGOs, blocks, craft materials etc.	Create a kindness flyer to pin up somewhere in your local community.	Make your bed 4 days in a row.	Clean out your cupboard and prepare a bag of clothes or toys to donate to charity.

Name: _____

Lily's Happy Bedtime

By Guy Belleranti

Lily couldn't wait. In a minute Mom would come in and read her a bedtime story!

Lily put a book on her chair. She put Monkey and Bear on her bed. Then Lily got into bed between Monkey and Bear.

Mom came into the room. She picked up the book and sat in the chair. "Ooo," said Mom. "I like this book."



Lily smiled. "Monkey and Bear like it, too," She rested her head on her pillow.

Mom read the first few pages.

Lily giggled. "Guess what, Mom? You have read Monkey to sleep."

Mom read more of the book.

Lily giggled again. "Now you have read Bear to sleep."

Mom finished reading the book.

This time, Lily didn't giggle. She didn't talk either. Mom had read Lily asleep!

"Sweet dreams," Mom said, kissing Lily goodnight.

Name: _____

Lily's Happy Bedtime

By Guy Belleranti



1. What time of the day does the story take place?

- a. dinner time
- b. bath time
- c. bedtime
- d. play time

2. Who listens to the story that Mom is reading?

- a. Lily
- b. Monkey
- c. Bear
- d. Lily, Monkey, and Bear

3. What happens after Mom reads the first few pages?

_____.

4. What happens after Mom reads more of the book?

_____.

5. At the end of the story, why is Lily quiet when Mom finishes the book?

_____.

Name: _____

Lily's Happy Bedtime

By Guy Belleranti

Draw lines to match the words from the story with their meanings.



1. minute

a. an object you sit on

2. giggle

b. thoughts you have when you are sleeping

3. pillow

c. laugh

4. chair

d. in the middle

5. dreams

e. sixty seconds

6. between

f. what you lay your head on when you sleep

Name: _____

Lily's Happy Bedtime

By Guy Belleranti

In the story, "Lily's Happy Bedtime," Mom reads a book to Lily, Monkey, and Bear.

What is your favorite bedtime story? Why do you like that story? Write your answer on the lines below. Use complete sentences.




Handwriting practice lines consisting of multiple sets of horizontal lines for writing.

ANSWER KEY

Lily's Happy Bedtime

By Guy Belleranti



1. What time of the day does the story take place? c

- a. dinner time b. bath time
c. bedtime d. play time

2. Who listens to the story that Mom is reading? d

- a. Lily b. Monkey
c. Bear d. Lily, Monkey, and Bear

3. What happens after Mom reads the first few pages?

Lily says Monkey went to sleep.

4. What happens after Mom reads more of the book?

Lily says Bear went to sleep.

5. At the end of the story, why is Lily quiet when Mom finishes the book?

Lily is sleeping.

The plane flew.

Tom rode his bike.

The rat ate.

Dressing Up a Sentence

Write the original sentence: _____

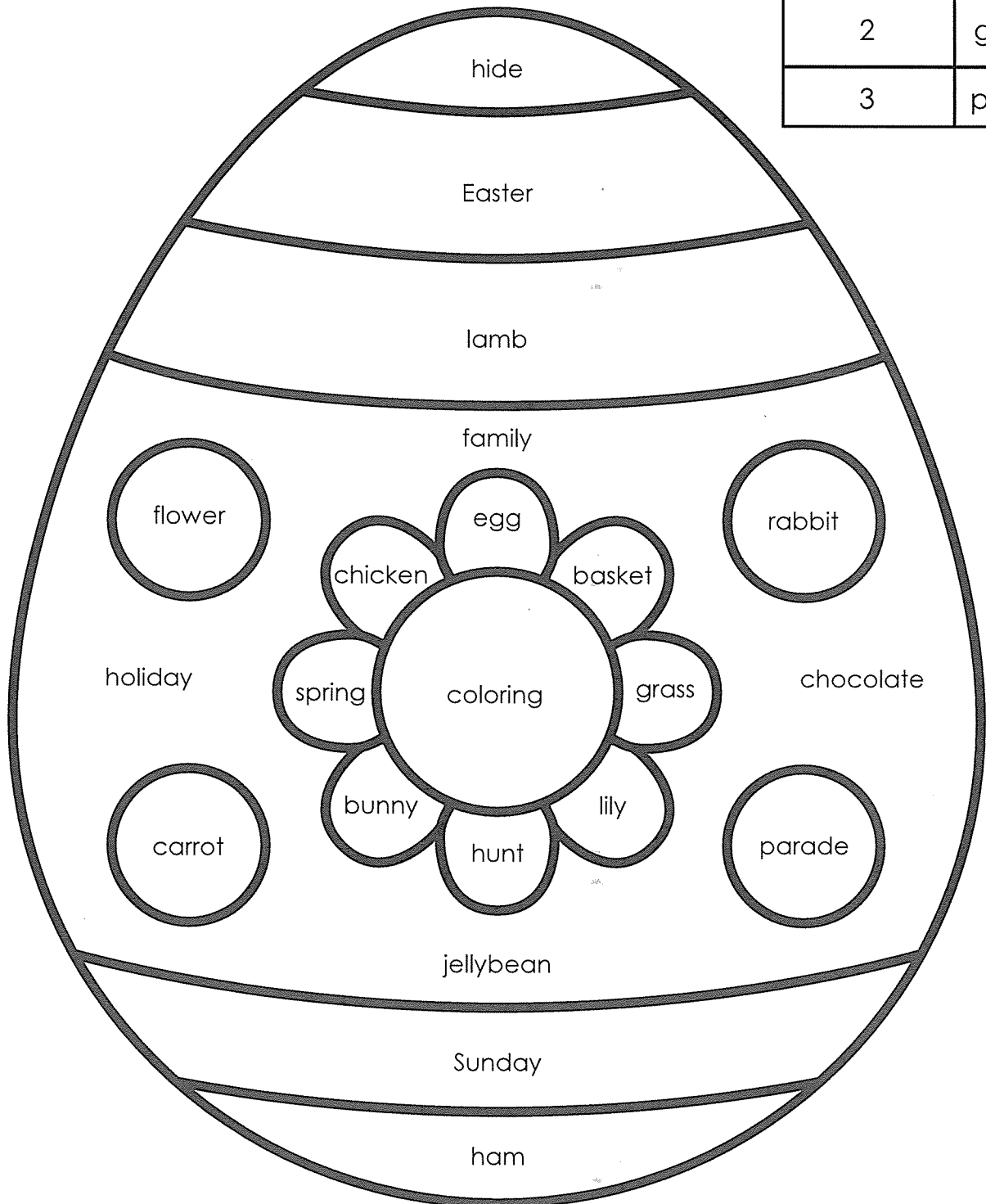
Adjectives Describe the noun.	Noun Who or what?	Verb and Adverb What did they do? How did they do it?	Where? Where did it happen?

Write your new, exciting sentence: _____

Name: _____

Count the number of syllables in each word.
Color the egg according to the key.

KEY	
Number of Syllables	Colors
1	pink
2	green
3	purple



100 POINTS of family fun

YOUR CHALLENGE IS TO SCORE A TOTAL OF 100 OR MORE POINTS

5 POINTS	5 POINTS	10 POINTS	10 POINTS	20 POINTS	20 POINTS	30 POINTS
Help clean up the kitchen after dinner.	Help prepare a family meal.	Read for 15 mins on your own.	Have a paper airplane contest.	Play a family board game.	Read a chapter book with an adult for half an hour	Create a quiz game for your family to play. Have an answer key.
Come up with 3 jokes to share with your family.	Offer to make a drink for someone in your family.	Teach someone in your family how to do something.	Go outside and watch the clouds for 15 minutes with an adult.	Cook a treat with an adult that you and your family can enjoy.	Write a letter or make a card for someone in a local nursing home.	Spend a whole day without any screens or technology.
Share memories of a favourite holiday or event over a meal.	Spend time with your family sharing 2 things you are grateful for.	Write a special note for someone in your family explaining why you love them (secretly leave it for them to find).	Capture 3 moments of family fun on a camera. Print them out and put them somewhere where you can see them.	Build a cubby house with an adult in your family.	Create a jar of compliments for someone in your family. Give it to them at a time you think they need it.	Create a gratitude tree on your fridge where each family member can record something they are grateful for on a sticky note each day.
Play hide and seek inside the house.	Put a family favourite song on really loud and dance together.	Plan a family picnic to have in your front or backyard.	Play a game of cards with someone in your family.	Help fold and put away the washing.	Read a book of your choice and write a book review.	Open a 'family restaurant' where kids decide on the menu, help cook the food and clean up!
Have a staring contest with someone who lives with you.	Watch a movie as a family.	Make up a secret handshake with someone who lives with you. Practise it so you get really good at it.	Build something with a family member: Use a cardboard box, LEGOs, blocks, craft materials etc.	Create a kindness flyer to pin up somewhere in your local community.	Make your bed 4 days in a row.	Clean out your cupboard and prepare a bag of clothes or toys to donate to charity.



Answer yes or no.

Can dogs fly? _____

Can sheep sleep? _____

Does a frog bark? _____

Does a bee sting? _____

Will a dog jump a log? _____

Will a mate help you? _____

Q. Why are all male kangaroos called Joe?
A. Because they are all Joeys when they are born?



Write rhyming words for:

bat

can



Unjumble these letters to make a word.

oorm

psele

hpsu

dsee

Easter Addition Mosaic

Addition to 20

Solve the maths problems to reveal the hidden picture. Each answer has a special colour:

6 = black

8 = orange

12 = blue


18 = yellow

$6 + 6$	$2 + 10$	$16 + 2$	$12 + 6$	$3 + 15$	$5 + 13$	$7 + 11$	$5 + 7$	$11 + 1$
$3 + 9$	$4 + 14$	$10 + 8$	$1 + 17$	$14 + 4$	$2 + 16$	$13 + 5$	$8 + 10$	$9 + 3$
$18 + 0$	$3 + 15$	$5 + 13$	$8 + 10$	$6 + 12$	$5 + 13$	$9 + 9$	$1 + 17$	$10 + 8$
$7 + 11$	$6 + 12$	$3 + 3$	$8 + 10$	$3 + 15$	$6 + 12$	$4 + 2$	$5 + 13$	$14 + 4$
$12 + 6$	$2 + 16$	$8 + 10$	$17 + 1$	$7 + 11$	$9 + 9$	$18 + 0$	$8 + 10$	$16 + 2$
$4 + 14$	$13 + 5$	$10 + 8$	$4 + 4$	$2 + 6$	$3 + 5$	$6 + 12$	$13 + 5$	$17 + 1$
$5 + 13$	$1 + 17$	$14 + 4$	$5 + 13$	$7 + 1$	$9 + 9$	$10 + 8$	$4 + 14$	$7 + 11$
$5 + 13$	$8 + 10$	$6 + 12$	$9 + 9$	$9 + 9$	$1 + 17$	$8 + 10$	$5 + 13$	$18 + 0$
$1 + 11$	$17 + 1$	$16 + 2$	$5 + 13$	$3 + 15$	$6 + 12$	$9 + 9$	$12 + 6$	$12 + 0$
$4 + 8$	$10 + 2$	$18 + 0$	$6 + 12$	$0 + 18$	$4 + 14$	$10 + 8$	$8 + 4$	$10 + 2$


ANSWER KEY

Counting by 2s


a. Find the total number of fish by counting by 2s.




2




4



6

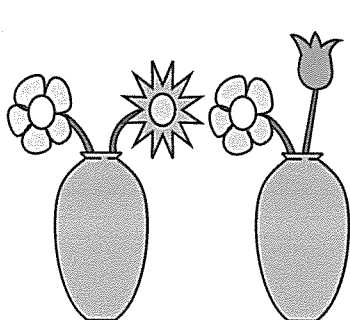


8




10


b. Find the total number of flowers by counting by 2s.




2




4




6



8



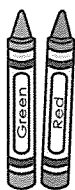
10



12

14

c. Find the total number of crayons by counting by 2s.



2



4



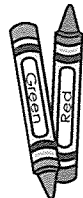
6



8



10



12



14



16



18


d. Find the total number of snails by counting by 2s.



2



4



6



8

Name: _____

Addition (Sums to 20)

Addition

$$\begin{array}{r} 7 \\ + 6 \\ \hline \end{array}$$

$$\begin{array}{r} 5 \\ + 6 \\ \hline \end{array}$$

$$\begin{array}{r} 10 \\ + 3 \\ \hline \end{array}$$

$$\begin{array}{r} 9 \\ + 2 \\ \hline \end{array}$$



$$\begin{array}{r} 6 \\ + 4 \\ \hline \end{array}$$

$$\begin{array}{r} 6 \\ + 6 \\ \hline \end{array}$$

$$\begin{array}{r} 10 \\ + 9 \\ \hline \end{array}$$

$$\begin{array}{r} 5 \\ + 5 \\ \hline \end{array}$$

$$\begin{array}{r} 8 \\ + 4 \\ \hline \end{array}$$


$$\begin{array}{r} 5 \\ + 8 \\ \hline \end{array}$$

$$\begin{array}{r} 4 \\ + 9 \\ \hline \end{array}$$

$$\begin{array}{r} 3 \\ + 5 \\ \hline \end{array}$$

$$\begin{array}{r} 10 \\ + 4 \\ \hline \end{array}$$

$$\begin{array}{r} 8 \\ + 6 \\ \hline \end{array}$$



$2 + 8 = \underline{\quad}$

$8 + 7 = \underline{\quad}$

$10 + 6 = \underline{\quad}$

$3 + 6 = \underline{\quad}$

$7 + 4 = \underline{\quad}$

$9 + 8 = \underline{\quad}$

Multiplication facts – 2 times table

3 How many straws are in:

a 3 drinks?

$$\square \times 2 = \square$$

b 10 drinks?

$$\square \times 2 = \square$$

c 5 drinks?

$$\square \times 2 = \square$$

d 2 drinks?

$$\square \times 2 = \square$$



4 How many wheels have:

a 4 bikes?

$$\square \times 2 = \square$$

b 9 bikes?


$$\square \times 2 = \square$$

c 7 bikes?

$$\square \times 2 = \square$$

d 3 bikes?

$$\square \times 2 = \square$$



5 Double each number:


a $6 \times 2 = \square$

b $9 \times 2 = \square$

c $8 \times 2 = \square$

d $7 \times 2 = \square$

Multiplying by 2 is the same as doubling.



REMEMBER

6 Complete this doubling wheel. These facts are not in the 2 times table, but they are facts that are useful to know.

