

Year 1
Remote
Teaching
Booklet 2



Follow the directions carefully.

1

Draw one big dog.

2

Draw one yellow sun.

3

Draw three little cats.

4

Draw two trees.

5

Draw five birds.


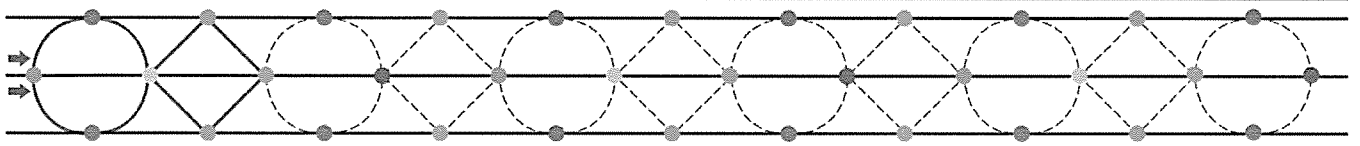
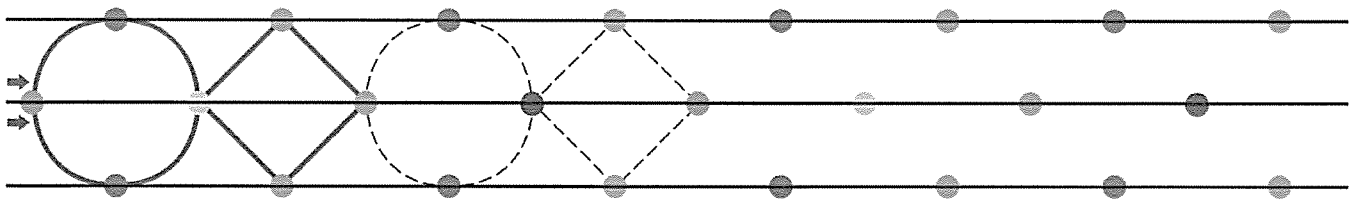
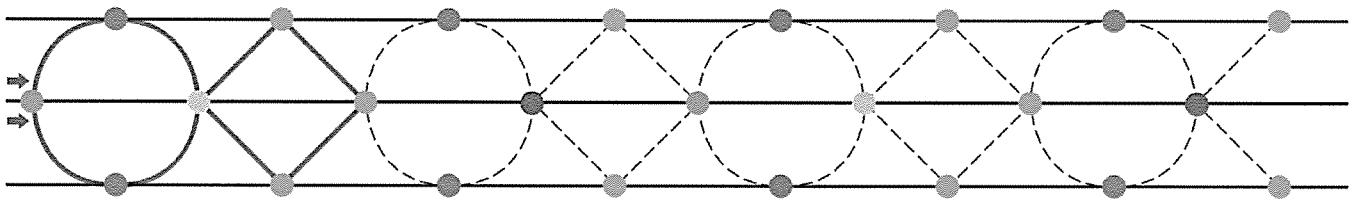
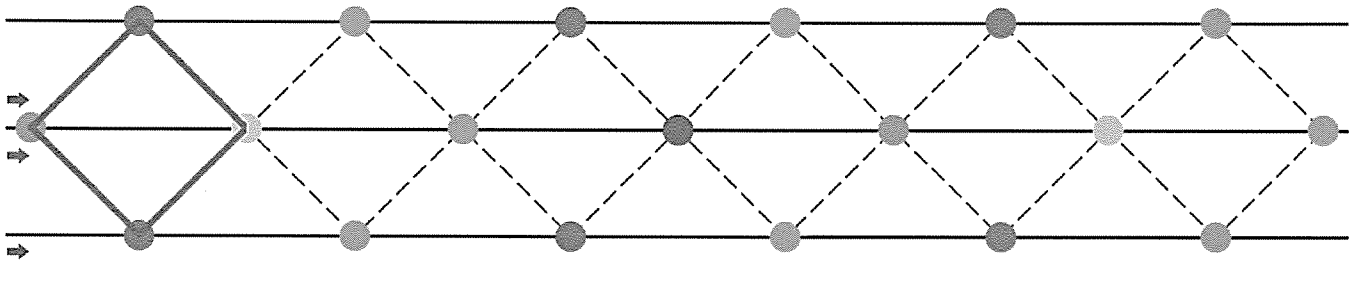
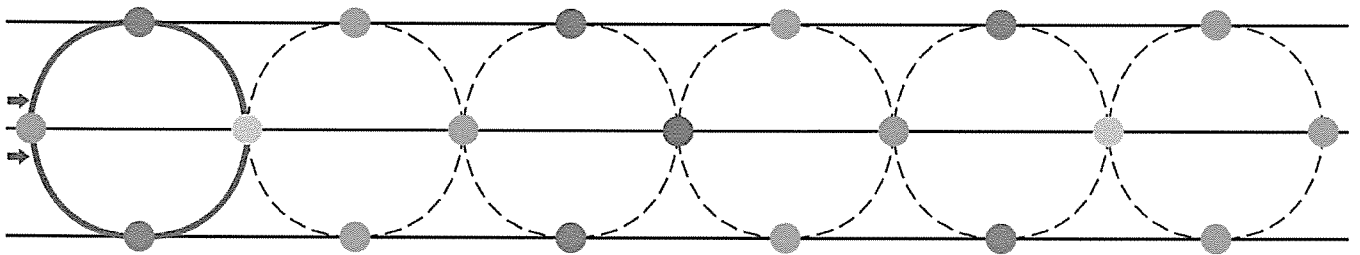
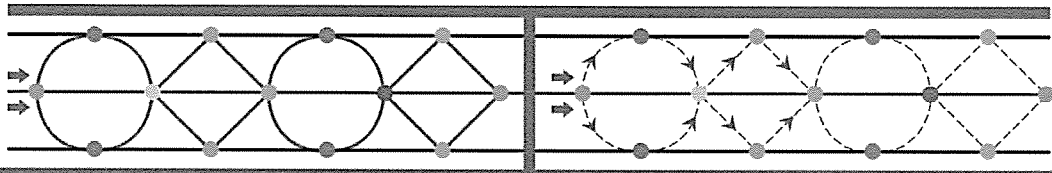
Pencil Control: Pattern Worksheet 4

Can you follow the lines to make the patterns?

The worksheet contains eight rows of handwriting practice. Each row is bounded by two horizontal lines. The first row is split into two halves by a vertical line. The left half contains two solid arches with arrows showing the stroke path. The right half contains two dashed arches with arrows showing the stroke path. The second row contains one solid arch followed by two dashed arches. The third row contains one solid arch followed by three dashed arches. The fourth row contains one solid arch followed by one dashed arch, then two isolated dots. The fifth row contains one solid arch followed by one dashed arch, then four isolated dots. The sixth row contains one solid arch followed by one dashed arch, then six isolated dots. The seventh row contains one solid arch followed by one dashed arch, then eight isolated dots. The eighth row contains one solid arch followed by one dashed arch, then ten isolated dots.

Pencil Control: Pattern Worksheet 5

Can you follow the lines to make the patterns?



Answer yes or no.

Can dogs fly? _____

Can sheep sleep? _____

Does a frog bark? _____

Does a bee sting? _____

Will a dog jump a log? _____

Will a mate help you? _____

Q. Why are all male kangaroos called Joe?
A. Because they are all Joeys when they are born?



Write rhyming words for:

bat

can



Unjumble these letters to make a word.

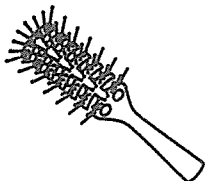
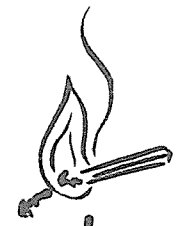



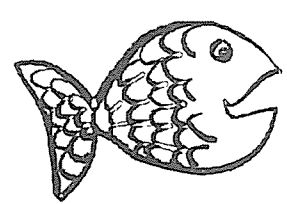
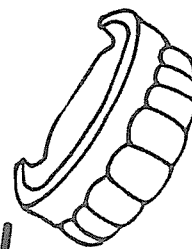

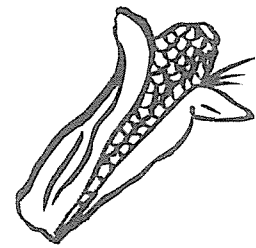

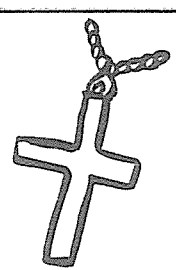
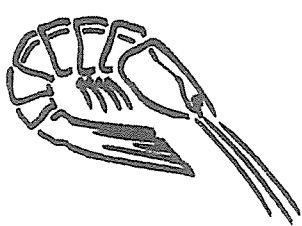







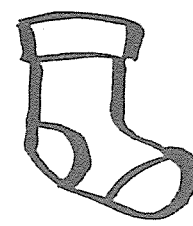
oorm

psele

hpsu

dsee

Fill in the missing sounds.

 bru ___	 mat ___	 mou ___	 blo ___
 wat ___	 fi ___	 tee ___	 chi ___
 co ___	 di ___	 ___oss	 ___awn
 di ___	 ___amp	 ___irty	 ___uck
 sa ___	 bla ___	 ba ___	 so ___


Write the words you have made on the back.

Recount

Name _____ Date _____


My Favourite Family Event

- Paste a photo of a special time with your family in the box.



- Write about what is happening in this photograph.

- Why was this time important for you?



The boys were singing.

That kangaroo jumped.

That battery is flat.

Dressing Up a Sentence

Write the original sentence: _____

Adjectives Describe the noun.	Noun Who or what?	Verb and Adverb What did they do? How did they do it?	Where? Where did it happen?

Write your new, exciting sentence: _____

100 POINTS of family fun

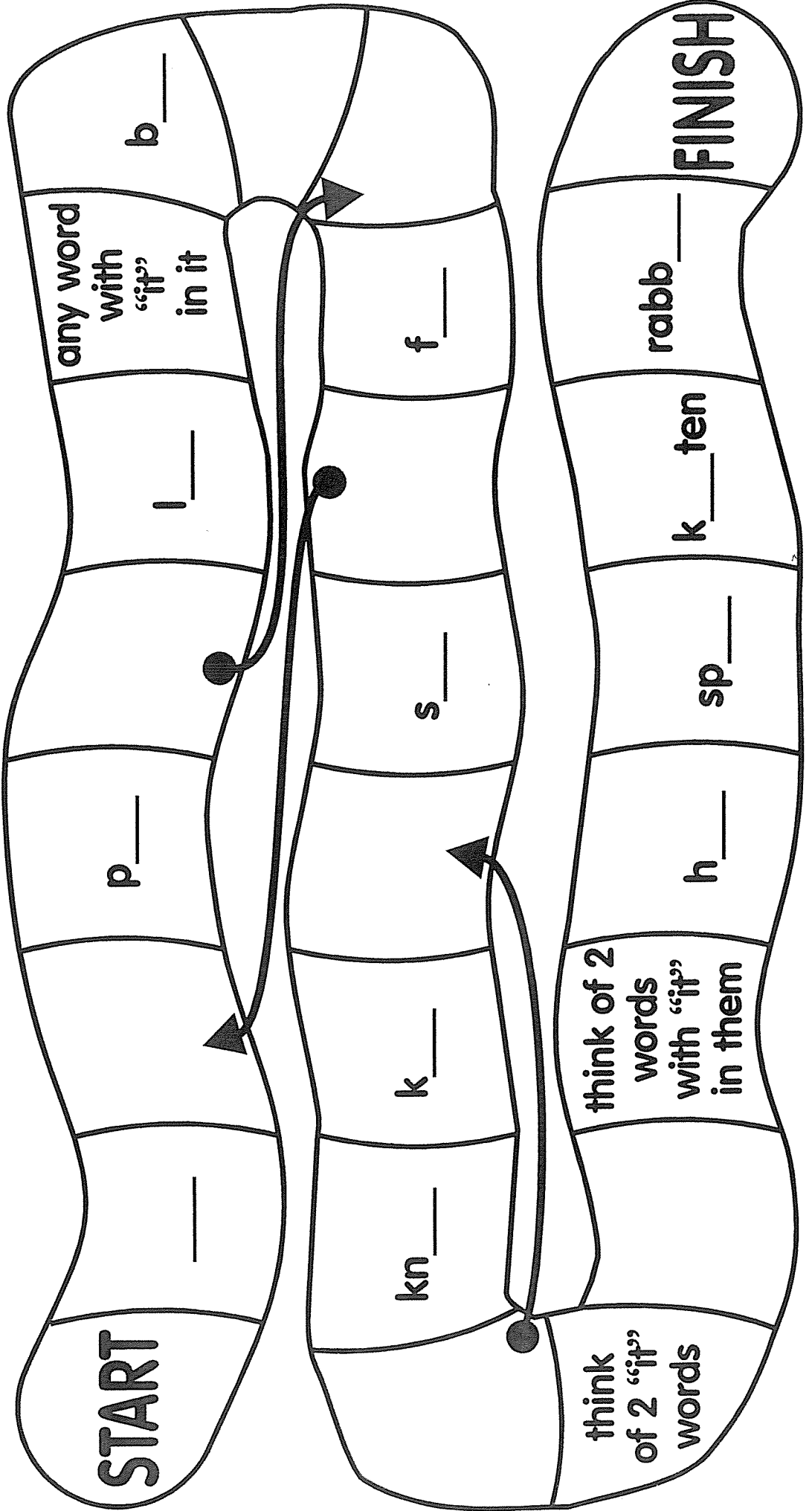
YOUR CHALLENGE IS TO SCORE A TOTAL OF 100 OR MORE POINTS

5 POINTS	5 POINTS	10 POINTS	10 POINTS	20 POINTS	20 POINTS	30 POINTS
Help clean up the kitchen after dinner.	Help prepare a family meal.	Read for 15 mins on your own.	Have a paper airplane contest.	Play a family board game.	Read a chapter book with an adult for half an hour	Create a quiz game for your family to play. Have an answer key.
Come up with 3 jokes to share with your family.	Offer to make a drink for someone in your family.	Teach someone in your family how to do something.	Go outside and watch the clouds for 15 minutes with an adult.	Cook a treat with an adult that you and your family can enjoy.	Write a letter or make a card for someone in a local nursing home.	Spend a whole day without any screens or technology.
Share memories of a favourite holiday or event over a meal.	Spend time with your family sharing 2 things you are grateful for.	Write a special note for someone in your family explaining why you love them (secretly leave it for them to find).	Capture 3 moments of family fun on a camera. Print them out and put them somewhere where you can see them.	Build a cubby house with an adult in your family.	Create a jar of compliments for someone in your family. Give it to them at a time you think they need it.	Create a gratitude tree on your fridge where each family member can record something, they are grateful for on a sticky note each day.
Play hide and seek inside the house.	Put a family favourite song on really loud and dance together.	Plan a family picnic to have in your front or backyard.	Play a game of cards with someone in your family.	Help fold and put away the washing.	Read a book of your choice and write a book review.	Open a 'family restaurant' where kids decide on the menu, help cook the food and clean up!
Have a staring contest with someone who lives with you.	Watch a movie as a family.	Make up a secret handshake with someone who lives with you. Practise it so you get really good at it.	Build something with a family member: Use a cardboard box, LEGOs, blocks, craft materials etc.	Create a kindness flyer to pin up somewhere in your local community.	Make your bed 4 days in a row.	Clean out your cupboard and prepare a bag of clothes or toys to donate to charity.

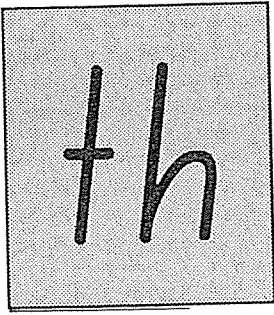
“it”

PHONICS DICE GAME

Roll the dice. Add “it” in the space to make a word and say it out loud. (Optional - put the word in a sentence.) Follow any arrows. If you cannot say the word, ask a friend to help you and go back 2 spaces.

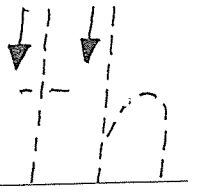


Track, trace, say and write.



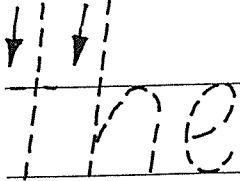
th

th



the

they

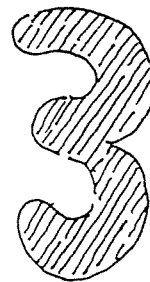

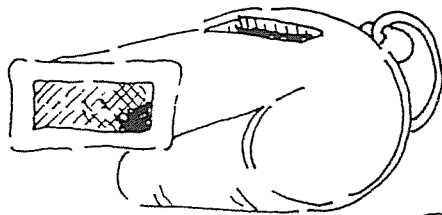



this

that

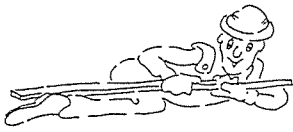


Colour all the things that start with th.



Other words with **th**. Write the missing **th** in each word.


Say the words.



___ in



___ ump



___ ick



___ ink




___ under




___ ird


Match the words to the pictures. Write the words in the shape boxes.



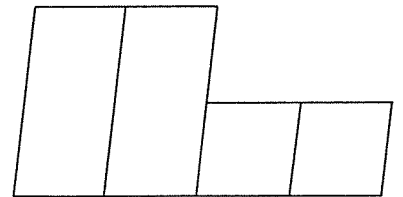
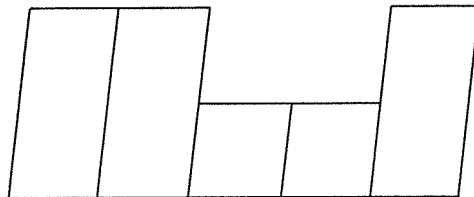
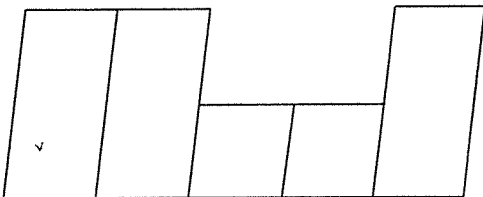
third



thick



thin



Find little words in these big words.
Say all the words.

Draw a thick thing.

them

than

thin

think




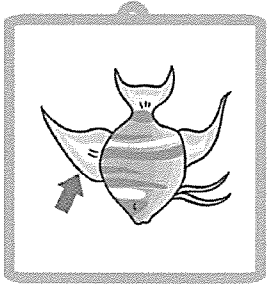




100 POINTS of family fun


YOUR CHALLENGE IS TO SCORE A TOTAL OF 100 OR MORE POINTS


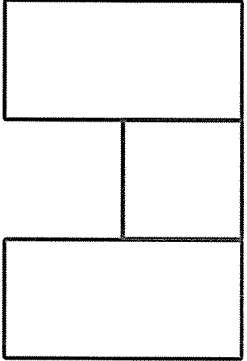

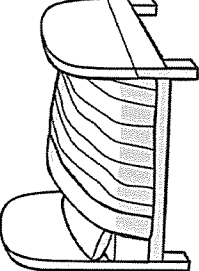
5 POINTS	5 POINTS	10 POINTS	10 POINTS	20 POINTS	20 POINTS	30 POINTS
Help clean up the kitchen after dinner.	Help prepare a family meal.	Read for 15 mins on your own.	Have a paper airplane contest.	Play a family board game.	Read a chapter book with an adult for half an hour	Create a quiz game for your family to play. Have an answer key.
Come up with 3 jokes to share with your family.	Offer to make a drink for someone in your family.	Teach someone in your family how to do something.	Go outside and watch the clouds for 15 minutes with an adult.	Cook a treat with an adult that you and your family can enjoy.	Write a letter or make a card for someone in a local nursing home.	Spend a whole day without any screens or technology.
Share memories of a favourite holiday or event over a meal.	Spend time with your family sharing 2 things you are grateful for.	Write a special note for someone in your family explaining why you love them (secretly leave it for them to find).	Capture 3 moments of family fun on a camera. Print them out and put them somewhere where you can see them.	Build a cubby house with an adult in your family.	Create a jar of compliments for someone in your family. Give it to them at a time you think they need it.	Create a gratitude tree on your fridge where each family member can record something, they are grateful for on a sticky note each day.
Play hide and seek inside the house.	Put a family favourite song on really loud and dance together.	Plan a family picnic to have in your front or backyard.	Play a game of cards with someone in your family.	Help fold and put away the washing.	Read a book of your choice and write a book review.	Open a 'family restaurant' where kids decide on the menu, help cook the food and clean up!
Have a staring contest with someone who lives with you.	Watch a movie as a family.	Make up a secret handshake with someone who lives with you. Practise it so you get really good at it.	Build something with a family member: Use a cardboard box, LEGOs, blocks, craft materials etc.	Create a kindness flyer to pin up somewhere in your local community.	Make your bed 4 days in a row.	Clean out your cupboard and prepare a bag of clothes or toys to donate to charity.


CVC Word and Picture Matching Worksheets


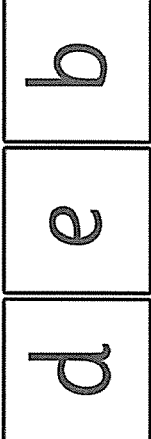
CVC Writing Word Activity Sheet



Write it  bed bed

Fill the space    Colour it **bed** 

Spell it 

Cut out  

CVC Writing Word Activity Sheet



Read it

van



Say it



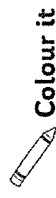
Write it

van van



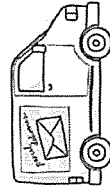
Fill the space

--	--	--



Colour it

van



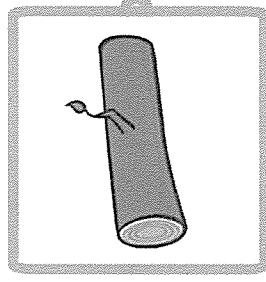
Spell it

--	--	--




Cut out


a	v	n
---	---	---




bug



web



log

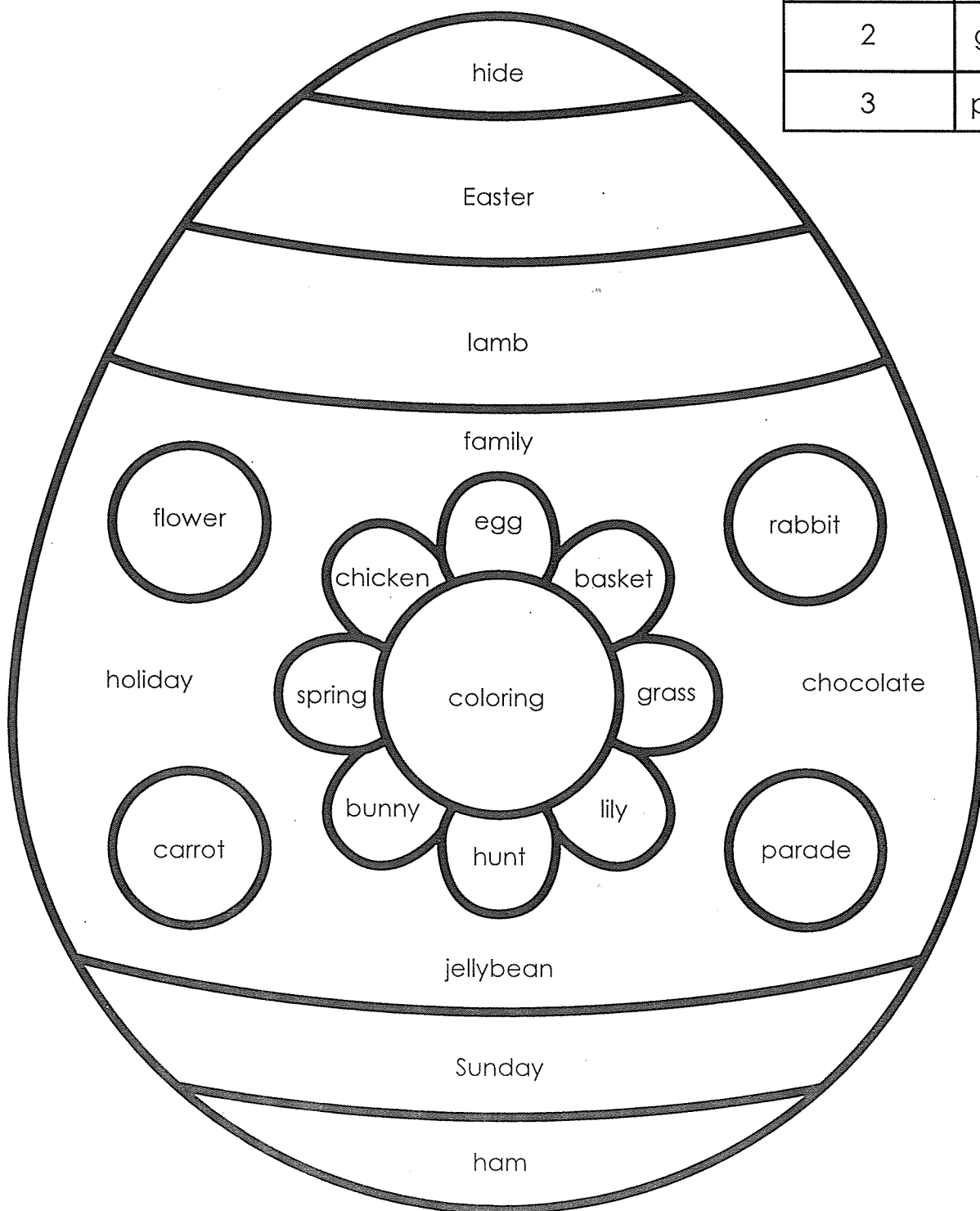



red

Name: _____

Count the number of syllables in each word.
Color the egg according to the key.

KEY	
Number of Syllables	Colors
1	pink
2	green
3	purple





FIRST TO 100

First to 100 is a dice game played on the 100 square to help develop children's reading and counting skills with numbers up to 100. The aim is to be the first player to get to number 100.

You can choose which board you wish to play the game on:

- Version 1 where the game starts with 1 in the top left corner and the numbers 100 is in the bottom right.
- Version 2 where one board starts at 1 in the bottom left corner and goes up to 100 in the top right.

Age range: 1ST Grade +

Number of players: 1-4

Learning:

- Counting numbers to 100;
- Reading numbers to 100
- Learn how to count on and back using a 100 square
- Adding two numbers up to 6+6

You will need

- 1 counter per player. Each player needs a different color.
- 2 dice

Instructions

- Each player starts at number 1.
- Player 1 rolls the dice and then adds the numbers up. Player 1 then moves forward the number of spaces on the dice.
- If Player 1 moves onto a colored square, then the instructions on the board have to be followed:
- The first player to reach 100 is the winner.

Variations

- Roll 1 dice instead of two dice will make the game slower. Rolling 3 dice will make the game quicker.
- Use 8 or 10 sided dice will bring in different numbers to add together.
- If you land on top of another player, they have to go back to the last red square they passed.
- If you roll doubles, then you can have another turn.

FIRST TO 100 v1

1	2	3	4	5	6	7	8	9	10
11	12	13	14	15	16	17	18	19	20
21	22	23	24	25	26	27	28	29	30
31	32	33	34	35	36	37	38	39	40
41	42	43	44	45	46	47	48	49	50
51	52	53	54	55	56	57	58	59	60
61	62	63	64	65	66	67	68	69	70
71	72	73	74	75	76	77	78	79	80
81	82	83	84	85	86	87	88	89	90
91	92	93	94	95	96	97	98	99	100
									WINNER



Move on to the next blue square.



Move back to the last red square.



Stuck in the mud – roll an even number to continue



You're in luck – have another turn

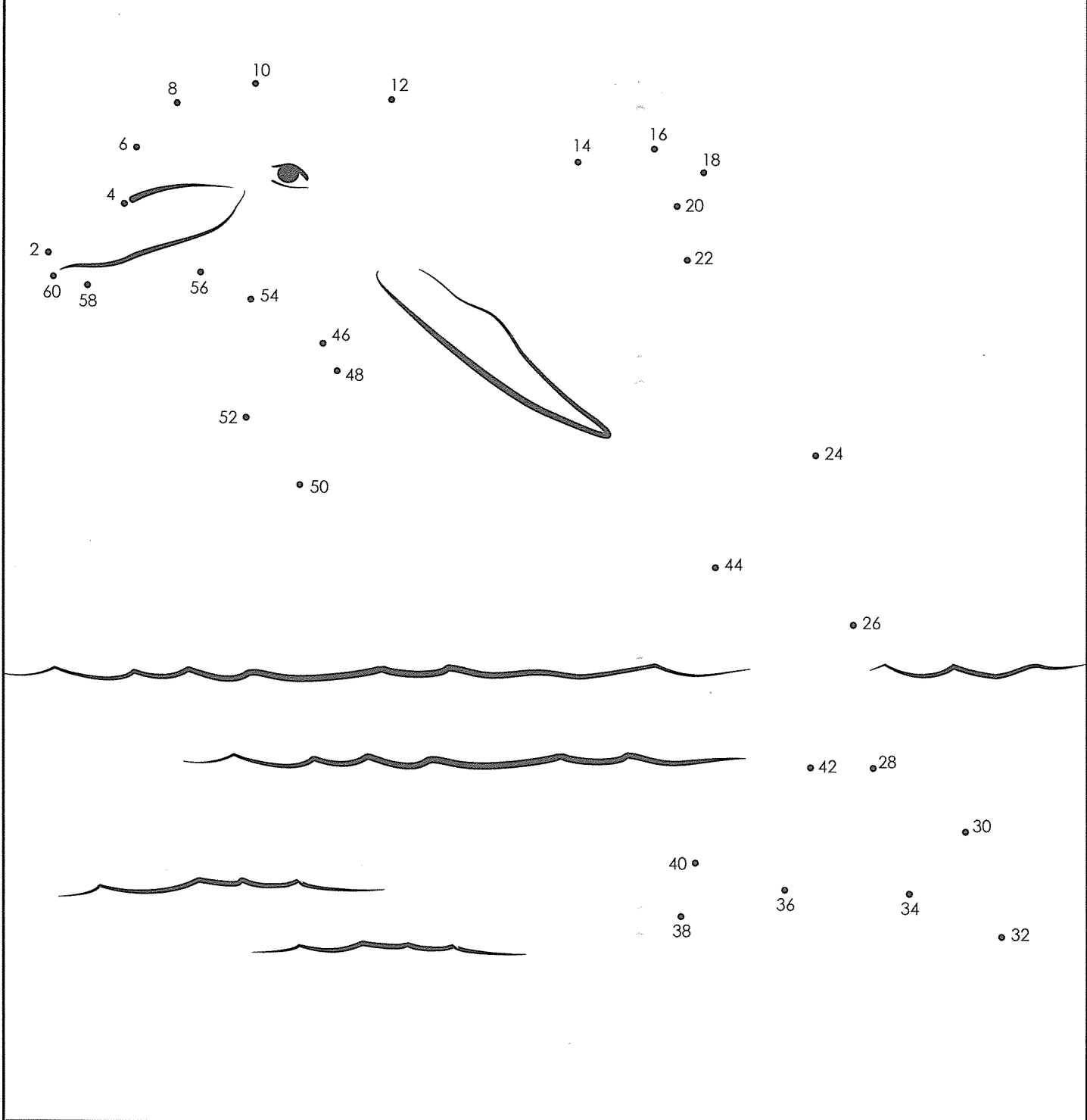


Name: _____

Count by 2s

Dot-to-Dot

Count by 2s. Connect the dots and color.

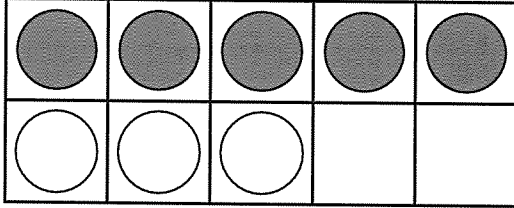


Name: _____

Basic Addition Facts
With Sums up to 10

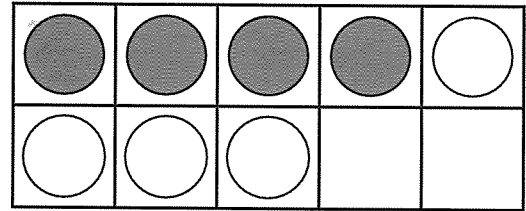
Adding With Ten-Frames

Add.



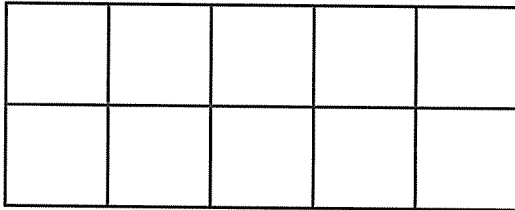
$$5 + 3 = \square$$

Add.



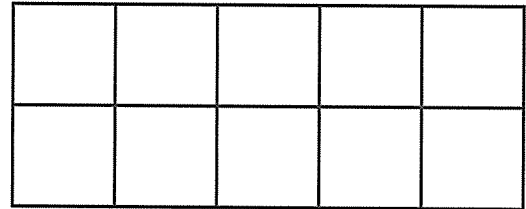
$$4 + 3 = \square$$

Draw counters. Find the sum.



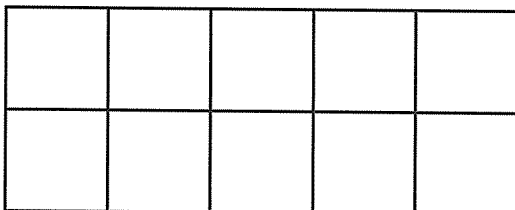
$$6 + 3 = \square$$

Draw counters. Find the sum.



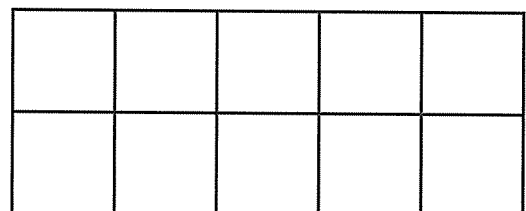
$$3 + 7 = \square$$

Draw counters. Find the sum.




$$2 + 5 = \square$$

Draw counters. Find the sum.



$$6 + 4 = \square$$

Draw 4 white counters.
Draw 2 gray counters.
Write an addition fact to
show how many in all.









Name: _____

Ten-Frame Addition

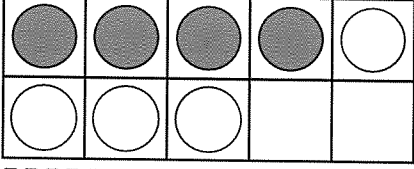
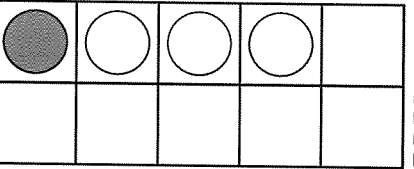
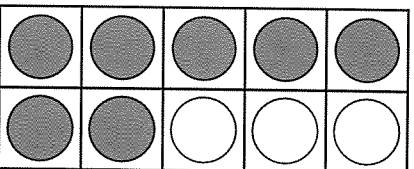
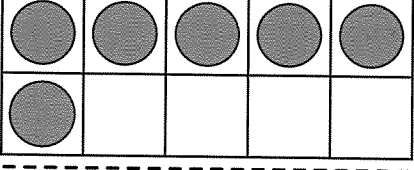
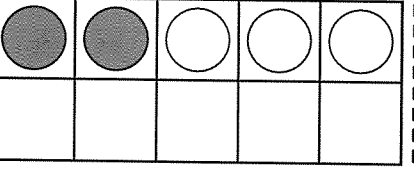
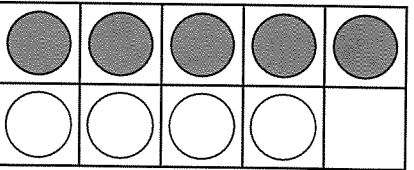
Cut out the ten-frame pictures.

Glue each above the matching addition fact.

Write the sum.

 $2 + 3 = \underline{\quad}$	 $4 + 4 = \underline{\quad}$	 $5 + 4 = \underline{\quad}$
 $7 + 3 = \underline{\quad}$	 $6 + 0 = \underline{\quad}$	 $1 + 3 = \underline{\quad}$



2D Shape Colouring

Can you colour the shapes to complete the picture?

Key:



= yellow



= orange

