

Learning from Home Week 6 Year 1 Offline Booklet



Use the daily timetable on the following pages to help plan your work for the week .

If you don't have access to a device ask a parent/caregiver if you can listen to the story "Ellies Dragon" on their phone.

Don't forget to upload photos of your work to SeeSaw or return booklet to school.

Stage One Learning from Home Plan- Week 6 Term 3 2021

Monday	Tuesday	Wednesday	Thursday	Friday???
ENGLISH				
<p>PHONICS</p> <p>-Year 1- words with qu -Year 2- Words with or, aw, au</p> <p>SPELLING</p> <p>-Write out spelling list words</p> <p>READING Independent</p> <p>-Read a book on your own and complete Independent Reading activity about the book you chose.</p> <p>Modelled</p> <p>-Listen to 'Ellie's Dragon' on Storybox library https://storyboxlibrary.com.au/stories/ellies-dragon</p> <p>WRITING</p> <p>Draw and label your very own dragon. Include lots of detail and a name.</p> <p>GRAMMAR</p> <p>Proper nouns</p>	<p>PHONICS</p> <p>- Year 1- words with qu - Year 2- Words with or, aw, au</p> <p>SPELLING</p> <p>-Rainbow words</p> <p>READING Independent</p> <p>-Read a book on your own and complete Independent Reading activity about the book you chose.</p> <p>Modelled</p> <p>-Listen again to 'Ellie's Dragon' on Storybox library https://storyboxlibrary.com.au/stories/ellies-dragon</p> <p>WRITING</p> <p>Write a list (5-7) of adjectives that describe your dragon.</p> <p>GRAMMAR</p> <p>Proper nouns</p>	<p>PHONICS</p> <p>- Year 1- words with qu - Year 2- Words with or, aw, au</p> <p>SPELLING</p> <p>-spelling boxes</p> <p>READING Independent</p> <p>-Read a book on your own and complete Independent Reading activity about the book you chose.</p> <p>Modelled</p> <p>-Listen again to 'Ellie's Dragon' on Storybox library https://storyboxlibrary.com.au/stories/ellies-dragon</p> <p>WRITING</p> <p>Write about your dragon- what is it's name, what does it look like, what does it do</p> <p>GRAMMAR</p> <p>Proper nouns</p>	<p>PHONICS</p> <p>- Year 1- words with qu - Year 2- Words with or, aw, au</p> <p>SPELLING</p> <p>- Write 3-4 sentences using some of your spelling words</p> <p>READING Independent</p> <p>-Read a book on your own and complete Independent Reading activity about the book you chose.</p> <p>WRITING</p> <p>Re-read & edit your writing from yesterday.</p> <p>GRAMMAR</p> <p>Proper nouns</p>	<p>PHONICS</p> <p>- Year 1- words with qu - Year 2- Words with or, aw, au</p> <p>SPELLING</p> <p>- Get someone in your family to give you a spelling test on your list words</p> <p>READING Independent</p> <p>-Read a book from PM readers online (or a book from home)</p> <p>HANDWRITING</p> <p>Practise: Oo</p> <p>GRAMMAR</p> <p>Proper nouns</p>
LOOK AT THE NEXT PAGE				

MATHEMATICS

Monday	Tuesday	Wednesday	Thursday	Friday
Maths Yr 2- Addition - Split Yr 1 - addition to 20	Maths Yr 2- Addition - Jump Yr 1- subtraction to 15	Maths Yr 2- Subtraction - Split Yr 1- doubles/near doubles	Maths Yr 2- Subtraction - Jump Yr 1- addition problems to 20 (worded)	Maths Yr 2- Word Problem +/- Yr 1- subtraction problems to 20 (worded)

OTHER LEARNING

Geography: Address the envelope activity	Science Spaghetti fun. 1. If you can listen to the YouTube video- "Spaghetti"- Silverstein 2. Observe spaghetti when it is uncooked 3. Cook 200-300 grams of spaghetti and make observations 4. Fill in the table and describe spaghetti before and after it is cooked. - Some words have been put in there for you	Art Using the lid of an empty egg carton and some paint, make some special furniture for a friend like Scratch from <i>Ellie's Dragon</i> https://storyboxlibrary.com.au/short_films/ellies-dragon-activity-time OR draw a picture of a baby dragon: https://www.youtube.com/watch?v=mM2LQDye_8&t=22s	PD/H: My Strengths: Discuss your strengths with a family member. Draw a picture of yourself and then write or draw some of your strengths around the outside.	Friendly Friday Free Play !
--	--	---	---	-----------------------------

Upload your work to Seesaw daily. Thank you

Marvellous Monday

On Monday complete the activities on the following pages.

Look at Monday on the timetable to check the tasks.

Name: _____

Date: _____

qu



queen

quiz _____

quiz _____

quilt _____

quilt _____

quick _____

quick _____

quiet _____

quiet _____

queen



___iz



___iet



___ick



quack




___ill



___ilt




___arry



qu

Quack quietly, little duck!



Quack

Year 1 Spelling list - Monday Week 6



Read, write and hear the “qu” sound in words.

Week 6 List

Word list	<i>Extension words</i>	<u>My words</u> Select any 8 words from the list to learn this week. Write them below.
quiz	question	
quit	quickly	
queen	quiver	
quick	quietly	
quack	quoka	
quill	quality	
kiss	earthquake	
crash		
cling		
over		
next		
thank		
after		
has		
by		

Independent Reading

(PMeCollection online, Book from own library, Epic Books online)

Title of book read: _____

Task: Draw your favourite part of the story

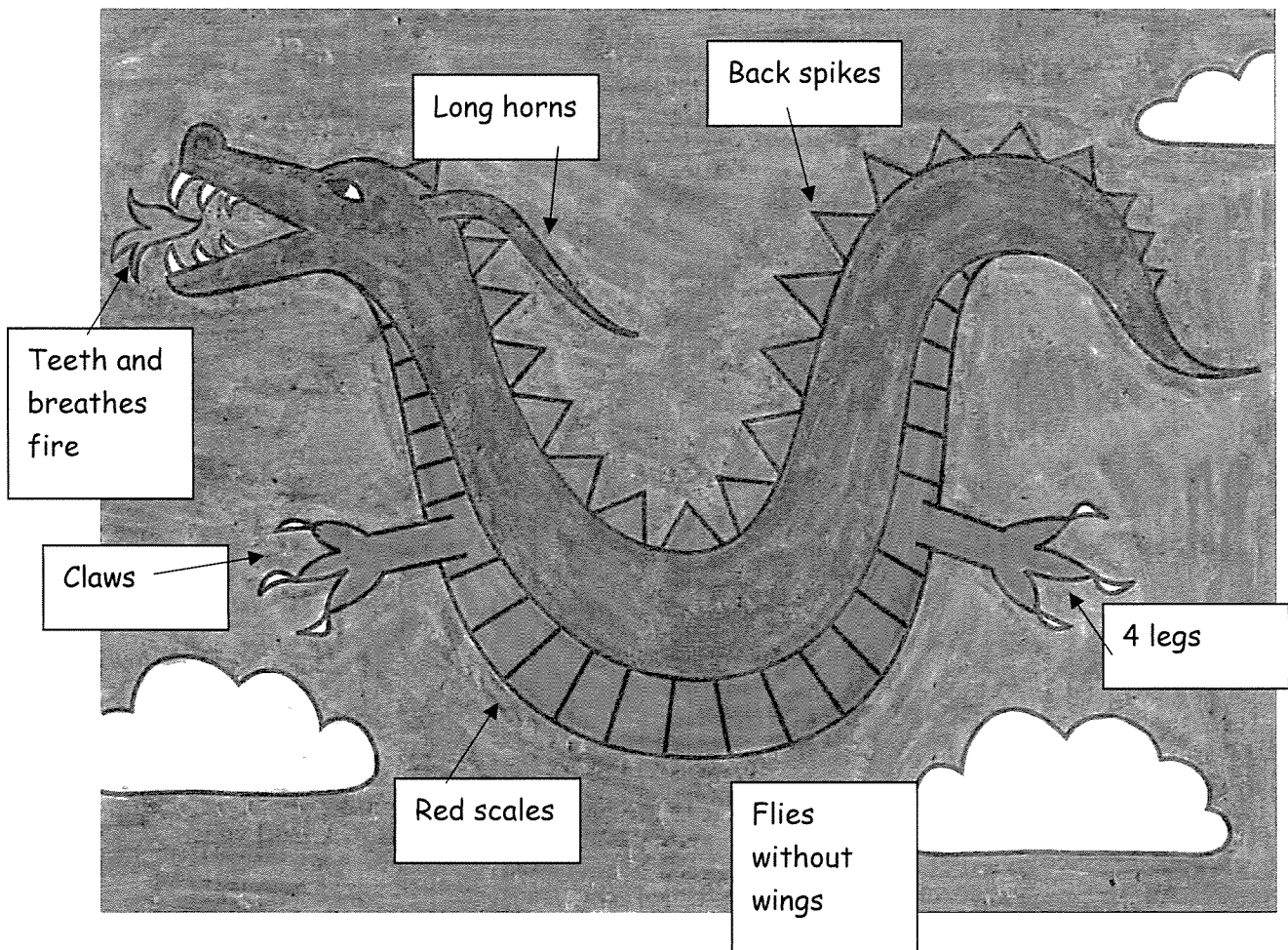
Monday Writing – Plan

WALT: plan our writing using pictures

Task – Draw your own dragon and label its features.

Think about its colour, how many arms or legs, its name and any other interesting features like a scar or horns.


Dragon's Name: Henry the Dragon




Task – Draw, label and colour your own dragon. Remember to label its features and give it a name.

You can draw it landscape or portrait.


Dragon's Name: _____





Sam is my friend.

people




I am going to **London**
for a holiday.

places

Proper Nouns
are the names of people,
places, objects and events.



products
& **businesses**



I can't wait for **Christmas**.

events

I got my new sneakers from **Super Swift Shoes**.

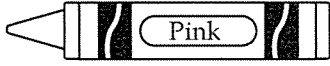
Name: _____

Date : _____

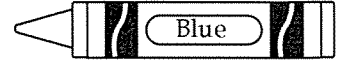
Common and Proper Nouns

Colour the nouns using the colour code below:

common noun



proper noun



Ms. Jane

song

corn

dog

turkey

India

city

hotel

Sunday

newspaper

Lucknow

friend

December

beach

truck

hospital

girl


Australia

John

school

Name _____

Date _____



ADDITION FACTS TO 20 SHEET 3

0	1	2	3	4	5	6	7	8	9	10	11	12	13	14	15	16	17	18	19	20
---	---	---	---	---	---	---	---	---	---	----	----	----	----	----	----	----	----	----	----	----

1) $3 + 8 =$ _____

13) $10 + 4 =$ _____

2) $7 + 5 =$ _____

14) $7 + 11 =$ _____

3) $10 + 9 =$ _____

15) $3 + 12 =$ _____

4) $4 + 13 =$ _____

16) $15 + 5 =$ _____

5) $7 + 8 =$ _____

17) $6 + 13 =$ _____

6) $11 + 3 =$ _____

18) $5 + 9 =$ _____

7) $9 + 7 =$ _____

19) $2 + 16 =$ _____

8) $2 + 16 =$ _____

20) $14 + 5 =$ _____

9) $13 + 7 =$ _____

21) $11 + 5 =$ _____

10) $6 + 10 =$ _____

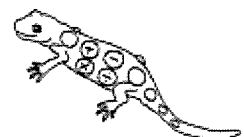
22) $9 + 10 =$ _____

11) $1 + 15 =$ _____

23) $13 + 2 =$ _____

12) $12 + 8 =$ _____

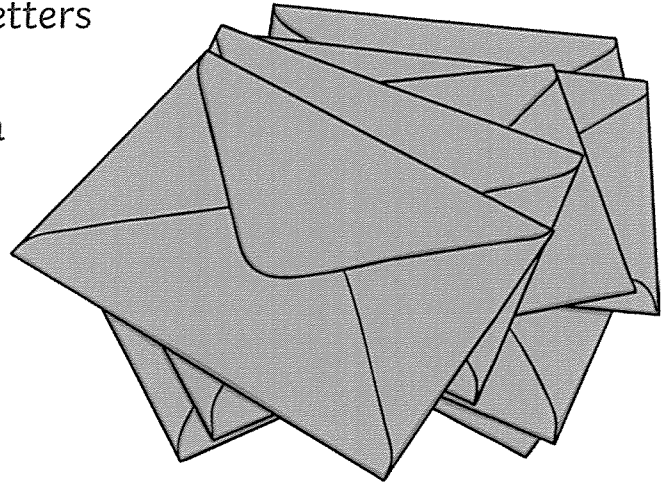
24) $3 + 15 =$ _____



Address the Envelope

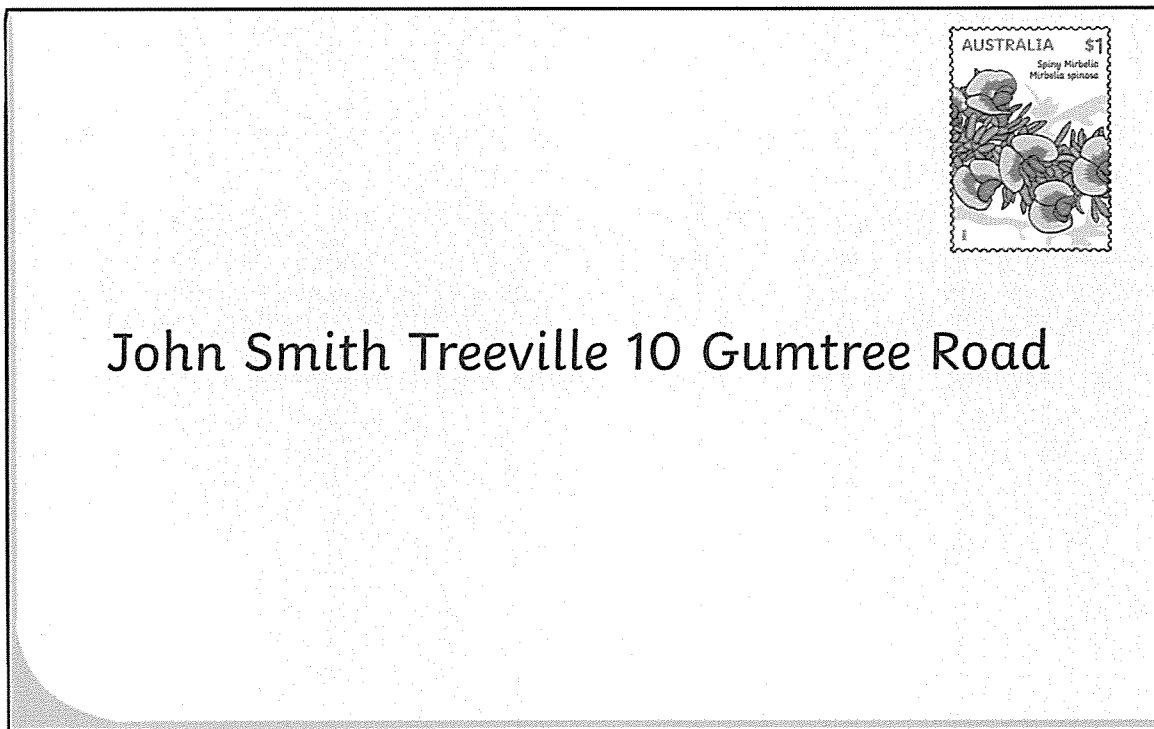
Envelopes are very useful when sending letters in the mail. In order to send a letter you need to know how to correctly address an envelope so that it gets to the person you are sending it to.

Envelopes that aren't addressed correctly often don't make it to the person you are trying to send it to.



All envelopes need to include a name, street address, suburb or town, state and postcode.

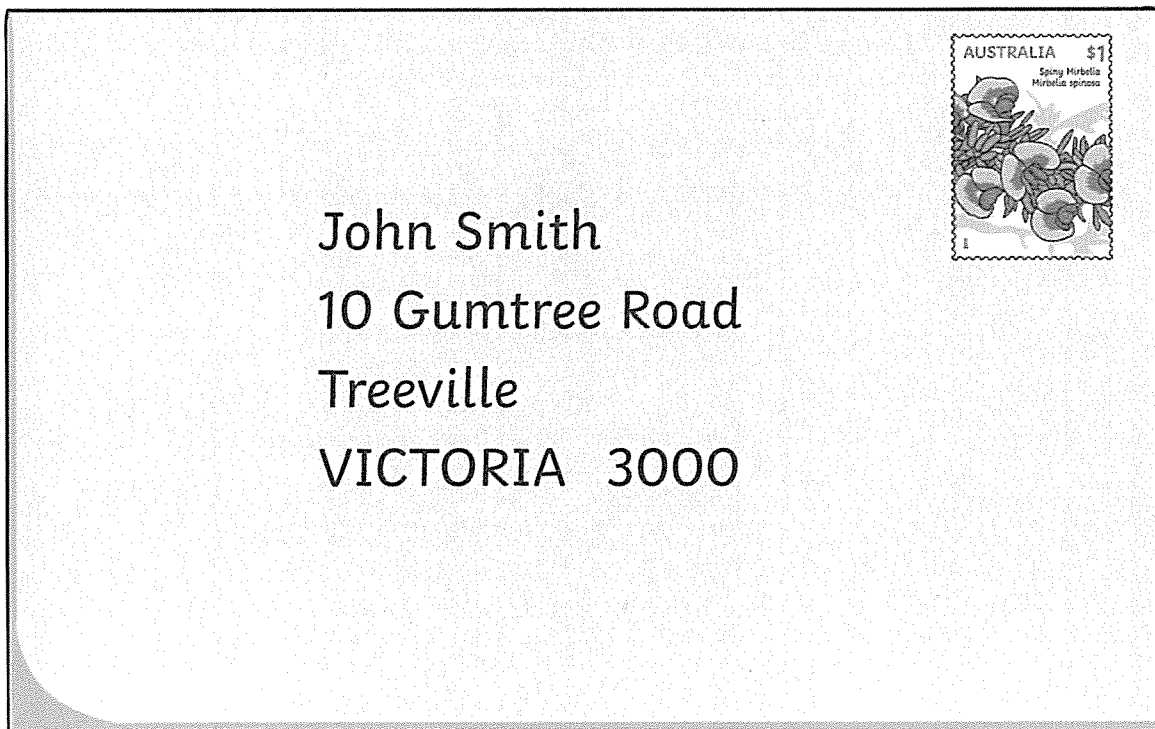
Have a look at the envelope below.



This envelope includes the person's name, the suburb and the street address, but it's missing the state and the postcode.

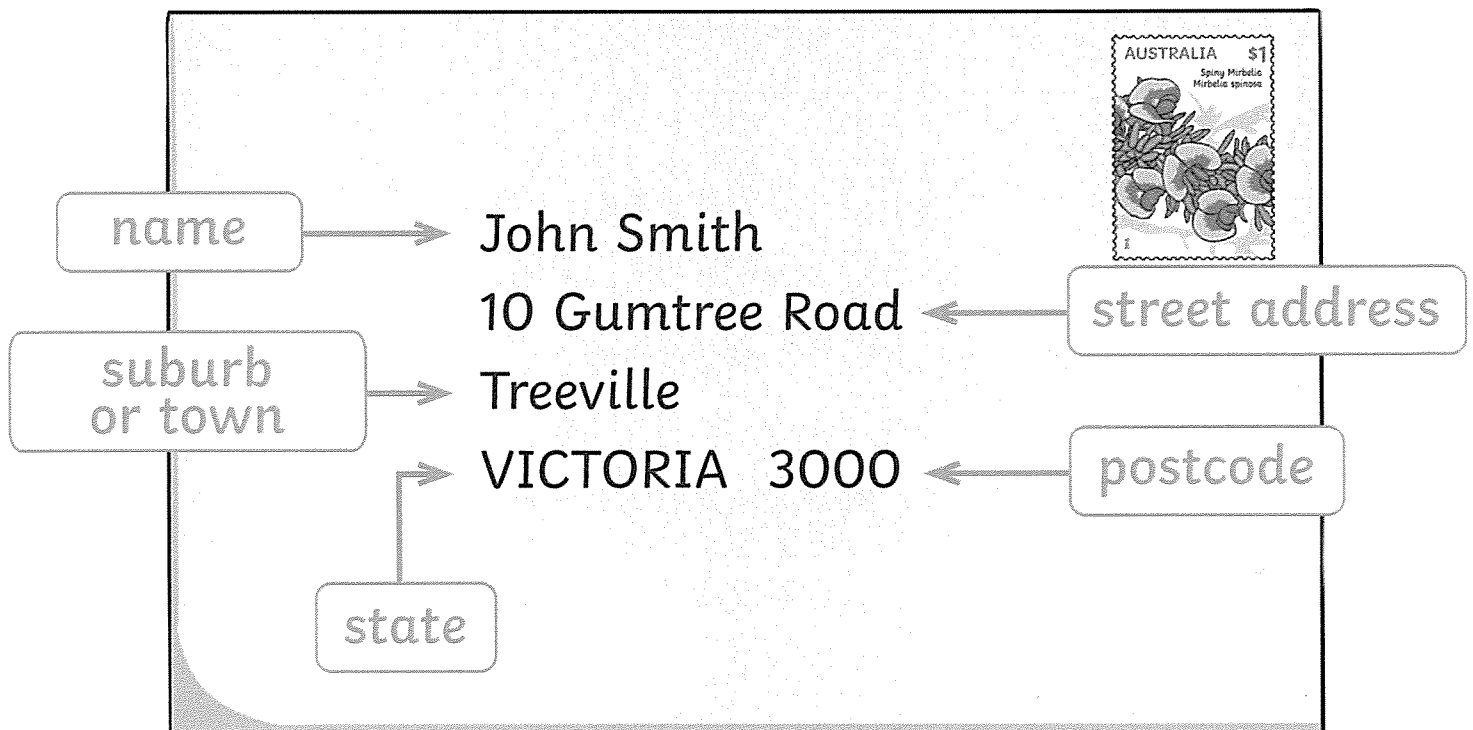
Let's see if we can make it look better.

How's this?




This is much better.

We can see all of the elements that we want to see for a letter to get to where it needs to go.



Address the Envelope

Have a go at writing your own envelope to yourself at your own address.



Write a letter and draw a picture describing where you live, which includes your address.

Where do I live?

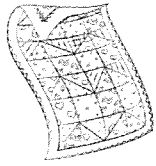
Dear _____

From _____

Terrific Tuesday

On Tuesday complete the activities on the following pages.

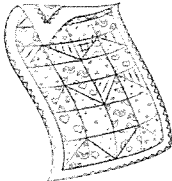





Look at Tuesday on the timetable to check the tasks.



qu




qu	qu	qu	qu
qu	qu	qu	qu


	ilt		een
	ack		iet
	iz		uill

More qu words:

question	quite
quest	quit



Rainbow Write



Directions:

1. Write your words with any color
2. Trace the words with different colors
3. Record yourself reading your words

Example:


like

Independent Reading

(PMeCollection online, Book from own library, Epic Books online)

Title of book read: _____

Task: List the main events/facts of the story



Tuesday Writing

WALT: Think of a range of adjectives (describing words) to improve our writing.

Below are some examples of adjectives

funny	bad	sweet	teeny	pretty	happy
witty	terrible	friendly	tiny	beautiful	joyful
silly	awful	helpful	little	gorgeous	proud
humorous	horrible	kind	small	glorious	exciting

My adjective list example

Glorious long body	Razor sharp claws	Curvy horns	Pretty Teeth	Powerful tail
-----------------------	----------------------	-------------	--------------	---------------


Task - Write a list of adjectives that describe your dragon

W.I.L.F:

Year 1: 5-6 adjectives

Year 2: 6-8+ adjectives

Tuesday - List adjectives.



Name _____

Date _____

Common Nouns and Proper Nouns - Sorting Task

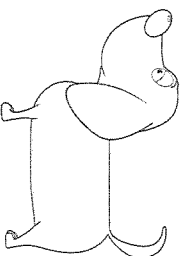
Cut out the pictures and sort them into common nouns and proper nouns. Glue the pictures into the correct column on the table.



butterfly




Australia



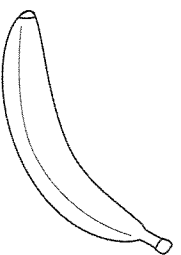
dog



dinosaur



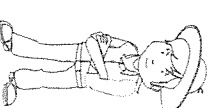
May



banana




Mrs. Thomas




farmer



Sarah



octopus



Crunch Time




Professor Moody




Barbie



Tyrannosaurus



milk



school

Name _____

Date _____

Common Nouns and Proper Nouns - Sorting Task

Common Nouns - the names of people, places or things.

Proper Nouns - the names of specific people, places and things.

--	--

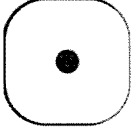
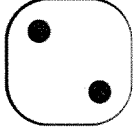






Subtraction to 15

Roll and Solve

Directions: Roll a die and solve a problem in that column.

Place a counter on the solved sum. The person who has most counters, wins the game.

					
$14 - 7$	$11 - 6$	$15 - 6$	$10 - 10$	$12 - 10$	$15 - 8$
$15 - 5$	$14 - 3$	$11 - 8$	$13 - 7$	$11 - 9$	$13 - 8$
$13 - 9$	$13 - 5$	$14 - 5$	$14 - 2$	$12 - 8$	$14 - 10$
$15 - 2$	$12 - 1$	$13 - 10$	$15 - 0$	$13 - 3$	$11 - 9$



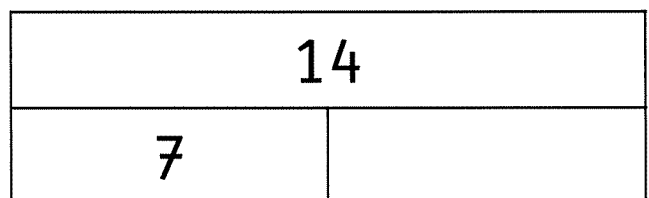
Help Sam write a number sentence for the following.

$$\boxed{15} - \boxed{} = \boxed{}$$

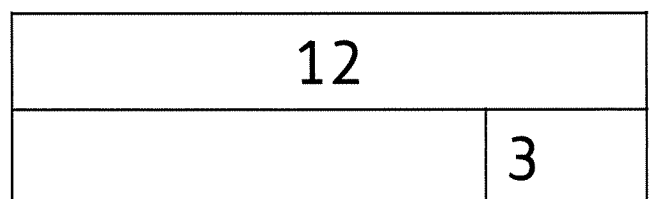
$$\boxed{15} - \boxed{} = \boxed{}$$

$$\boxed{15} - \boxed{} = \boxed{}$$

Complete the 2 bar models below and then complete the number sentence.



$$14 - \underline{} = 7$$





$$12 - \underline{} = 3$$

Spaghetti Fun

1. If you can, listen to the YouTube video- "Spaghetti"- Silverstein
2. Observe the spaghetti when it is uncooked and make observations
3. Cook 200-300 grams of spaghetti and make observations
4. Fill in the table and describe spaghetti before and after it is cooked.
 - Some words have been put in there for you

Spaghetti	
Spot the difference	
Uncooked Spaghetti	Cooked Spaghetti
Straight hard	Sticky Rolls

5. Using the cooked spaghetti create a picture of your choosing.
 - These examples are from the You Tube story. "spaghetti"- Silverstein
 - You could create an artwork of something you have been doing at home



Wonderful Wednesday

On Wednesday complete the activities on the following pages.

Look at Wednesday on the timetable to check the tasks.

'qu' read and spell (1)


Name: _____

Date: _____

Read, add sound buttons then write and check.

Read and add sound buttons	Write & Check (1)	Write & Check (2)
quit		
quiz		
quell		
quill		
squint		
squid		
quack		
quest		
quick		
quilt		

LO: To read and spell words containing the 'qu' grapheme.



quack quack

qu

Find each of the 'qu' words in the grid below.

l	s	d	w	b	n	k	z	a	q	q	q
a	d	h	s	q	u	i	d	c	u	u	s
w	x	w	y	k	q	n	r	q	i	i	g
m	m	u	w	x	u	t	g	u	l	l	q
q	u	a	c	k	i	n	k	e	l	t	u
c	t	u	e	s	c	v	c	l	a	r	e
y	l	l	y	d	k	j	x	l	h	w	s
i	r	e	r	x	s	q	u	i	n	t	t
q	u	i	z	u	d	v	g	y	d	g	e
k	t	a	q	u	i	t	e	f	j	v	t

Can you put some of these words into sentences?
Write them on the back of the sheet.



Independent Reading

(PMeCollection online, Book from own library, Epic Books online)

Title of book read: _____

Task: Draw and label a character/event from the book.

Wednesday Writing - Sample

WALT: describe our imaginary character

Task- Write about your dragon- what is its name, what does it look like, what does it do, where does it live etc. Use your plans from Monday and Tuesday to help you.

WILF:

Year 1 - write 5-6 lines.

Year 2 - write 2 paragraphs (3-4 lines each)

Remember your: adjectives, capital letters, full stops, spelling strategies.

Henry the Dragon


Henry the Dragon is a friendly dragon who displays helpful behaviour towards his friends. His glorious, long body is covered in tough, teeny red scales that shine in the sunlight. With 4 strong legs that end with razor sharp claws, Henry can walk and play with his friends. He can breathe boiling hot fire from his mouth that is full of pretty teeth which can be seen when he smiles. Henry is extremely proud of his ability to fly since he has no wings as he uses magic to soar through the clouds.

Henry loves to play with his friends, Sally the Unicorn and Ryan the goblin. His friends always laugh when he tells a funny joke. They all love to play soccer together and Henry is the goalkeeper. His strong tail is good for stopping the other teams' shots but he needs to be careful not to pop the ball with his curvy pointed horns. All the friends live in a mystical forest where Henry's house is a giant cave. The cave is great for sleepovers as there is lots of space and even an indoor lake full of clear blue water.

Name: _____

Proper and Common Noun Sort

Sort the nouns into the correct boxes.

Common Nouns	Proper Nouns
	

Sydney Harbour Bridge	dog	building bricks	pencil
September	zoo	Melbourne	kangaroo
table	holiday	Friday	Ned Kelly
school	Great Barrier Reef	Australia	week
Uluru	Jupiter	teacher	footballer
winter	Captain Cook	library	Ishan

DOUBLES PLUS ONE

Add the double and then add the double plus one

If $7 + 7 = \square$ then $7 + 8 = \square$

If $2 + 2 = \square$ then $2 + 3 = \square$

If $4 + 4 = \square$ then $4 + 5 = \square$

If $6 + 6 = \square$ then $6 + 7 = \square$

If $3 + 3 = \square$ then $3 + 4 = \square$

If $8 + 8 = \square$ then $8 + 9 = \square$

If $5 + 5 = \square$ then $5 + 6 = \square$

If $9 + 9 = \square$ then $9 + 10 = \square$


Art- Draw a baby dragon.

HOW TO DRAW

1




BABY DRAGON




3




4




5




6



7



8



Draw a picture of a baby dragon


Thriving Thursday

On Thursday complete the activities on the following pages.

Look at Thursday on the timetable to check the tasks.


QU Digraph Phonics Words

Circle the correct qu phonics spelling. You can color pictures



Quail

Quill



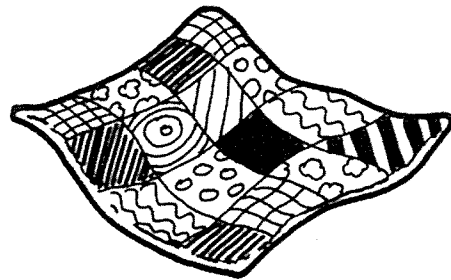
Quiliver

Question



Quest

Queen




Quack

Quilt



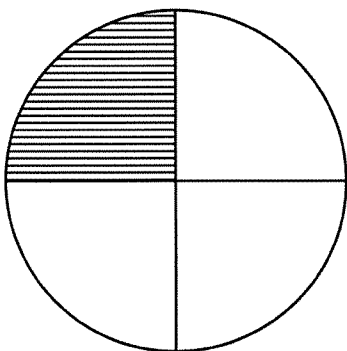
Quiet

Quest




Quill

Quiller



Quartz

Quarter



Quiz

Quest

Spelling Word Sentences

Use your spelling words to write 3-4 interesting sentences.

Independent Reading

(PMeCollection online, Book from own library, Epic Books online)

Title of book read: _____

Task: Review the book.

Did you like the book?

Rate the book by colouring in the stars.



Why would you recommend this book?

Thursday Writing -

WALT: *Edit and revise our writing*

Task- Finish your writing from yesterday. Then edit and revise your writing.

WILF:

Year 1: Capital letters, full stops, makes sense, punctuation

Year 2: Capital letters, full stops, makes sense, punctuation


Common and proper nouns

Nouns Worksheet

Underline proper nouns and double underline common nouns.

- 1) Mr. Brown walked his dog down the street.
- 2) Before crossing Main Street, look both ways.
- 3) Tanner is younger than his brother.
- 4) Mrs. Smith teaches students how to read.
- 5) My dad took us to the restaurant.
- 6) After dinner, we will go to Centennial Park.
- 7) I like the food at Maroni's.
- 8) The team will play in the Grand Stadium!
- 9) The train will stop at Union Station.
- 10) Mr. McCready visits his mother every week.

*Proper nouns are names for a particular person, place or thing:
Mrs. Phillips,
Buckingham Palace*







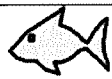







Name _____

Date _____



ADDITION PROBLEMS TO 20 SHEET 2

		WORKING OUT
1)	<p>I have 13  .</p> <p>I buy 5 more  .</p> <p>How many  do I have now? _____</p>	
2)	<p>There are 8  in a zoo.</p> <p>9 more  join.</p> <p>How many  in total? _____</p>	
3)	<p>Sally has 10¢.</p> <p>Newton has 7¢.</p> <p>How much money in all? _____ ¢</p>	
4)	<p>There are 6  in a pond.</p> <p>14 more  are added.</p> <p>How many  altogether? _____</p>	
5)	<p>I catch 12  in my net.</p> <p>Next day I catch 6  .</p> <p>How many  did I catch in all? _____</p>	

My Strengths


List 3 of your strengths below.

Extension: Describe why these are your strengths.

Fabulous Friday


On Friday complete the activities on the following pages.

Look at Friday on the timetable to check the tasks.



Winter I Can Read It!

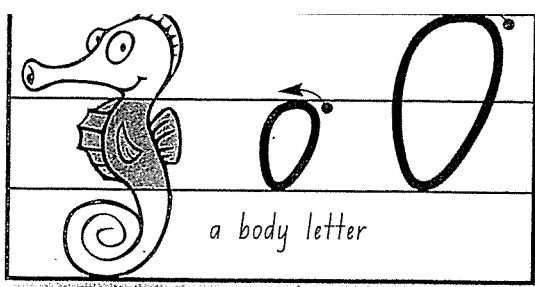
Roll, Read, & Cover




Lesson 18 - words beginning in *qu-*, and *squ-*
Roll the dice, read a word in the column, and cover.

 queen	 quest	 squid	 squash	 quail	 quiver
 quick	 quick	 squall	 squirm	 quart	 quid
 quit	 quill	 squish	 squad	 quilt	 quiet
 quack	 quiz	 squint	 square	 quiz	 Quetzal
 quell	 quip	 squat	 squab	 quote	 quod

Spelling test



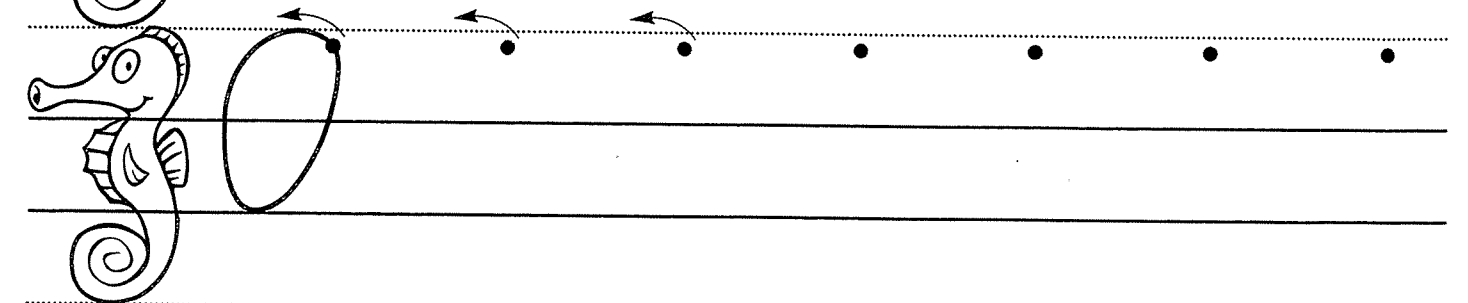
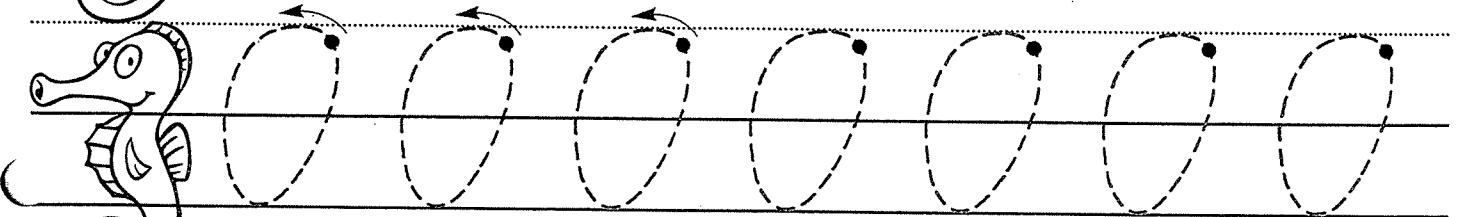
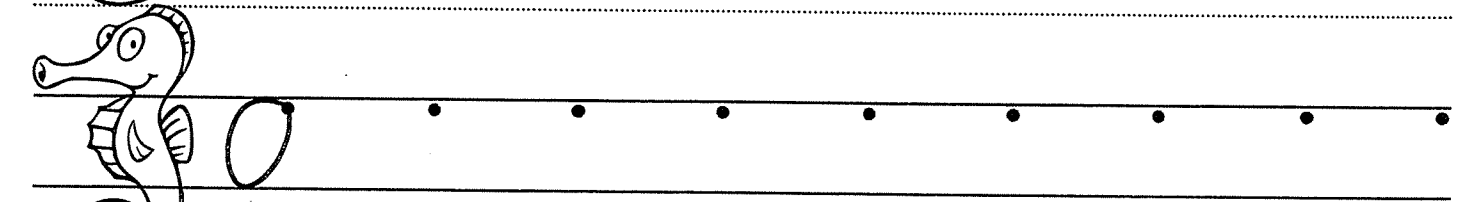
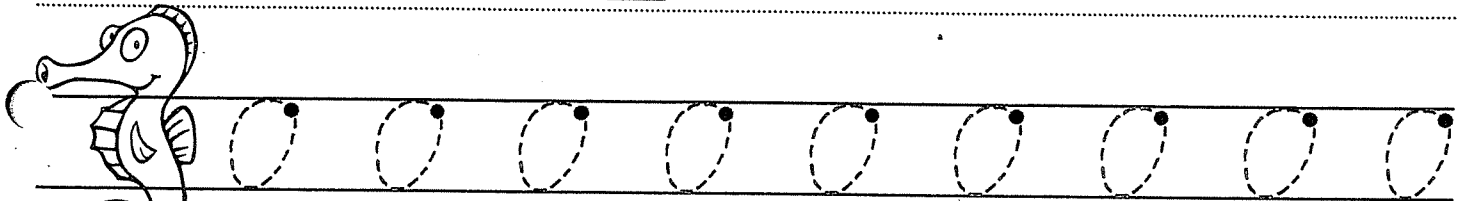
Trace the scribble pattern.



Track.



Colour the parts of the seahorse that show where the letter o sits.
Put a around your best o and O.

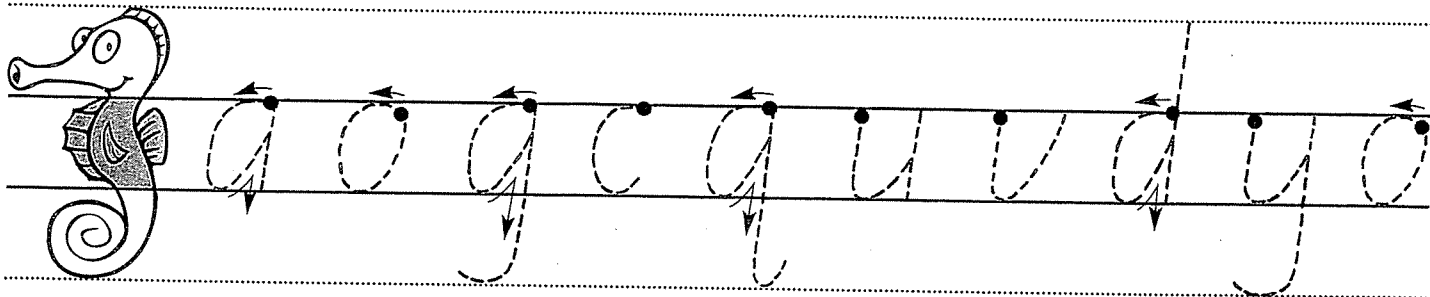


Find the o's.

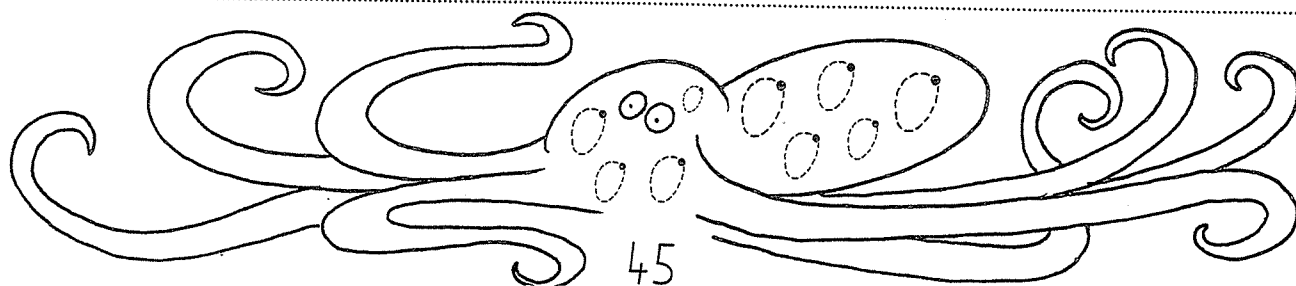
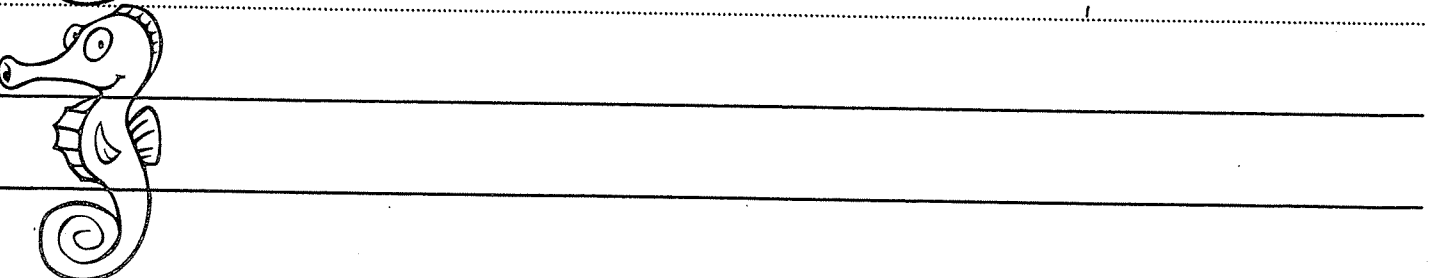
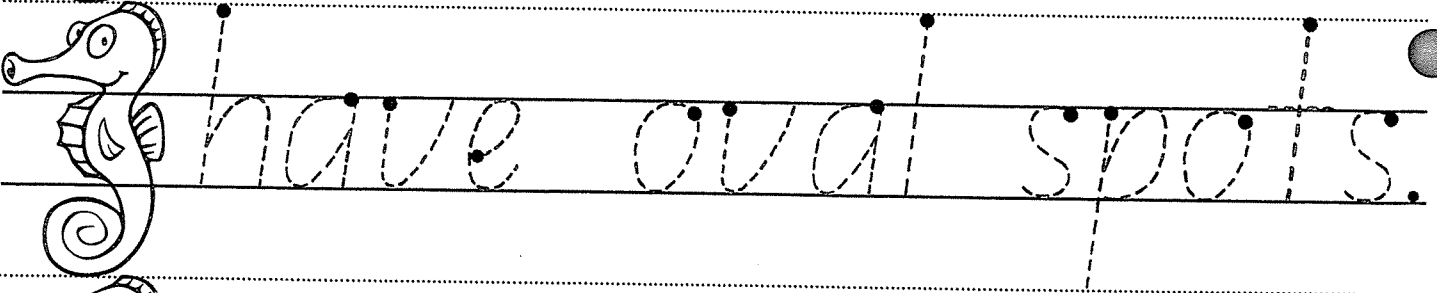
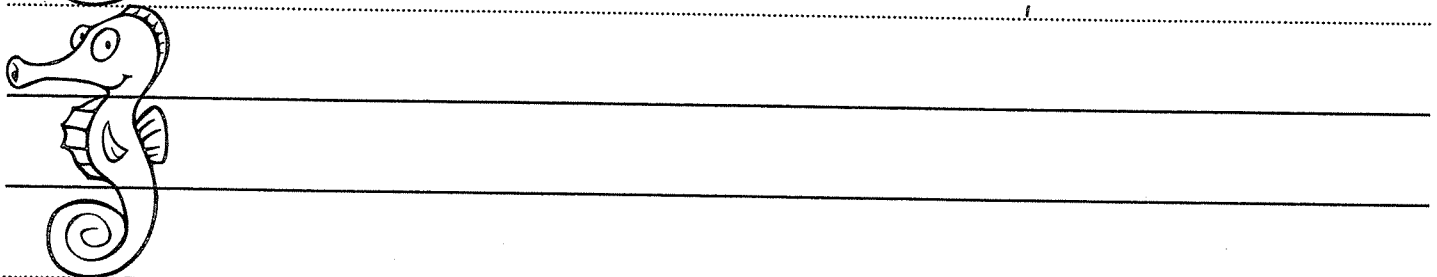
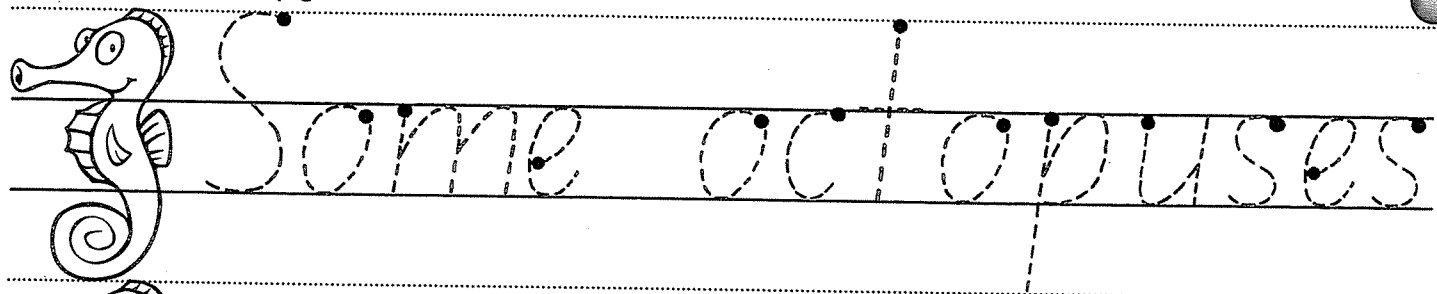
Wave pattern



Trace the body letters.




Trace, then copy. Underline the o's.



Common
Nouns

Proper
Nouns



©Lindy du Plessis 2014

Jack

car

Texas

Nike

Jenny

man

tree

milk

girl

Ford

Oreos

book

school

Elm Street

street

city

Dallas












Mr. Green

Name _____

Date _____



SUBTRACTION PROBLEMS TO 20 SHEET 1

	WORKING OUT
<p>1) Newton has 15  . Frazer has 12  .</p> <p>What is the difference? _____</p>	
<p>2) There are 17  . 10  fly away.</p> <p>How many  are left? _____</p>	
<p>3) A shop has 16  . 8  are sold.</p> <p>What is 16 minus 8? _____</p>	
<p>4) Captain reads 18  . Tyger reads 4  .</p> <p>How many more books has Captain read? _____</p>	
<p>5) I have \$20. I spend \$8.</p> <p>How much money do I have left? \$ _____</p>	
<p>6) I buy 14  . I eat 9  .</p> <p>How many do I have left? _____</p>	