

Stage One Learning from Home Plan- Week 6 Term 3 2021

Monday	Tuesday	Wednesday	Thursday	Friday???
ENGLISH				
<p>PHONICS</p> <p>-Year 1- words with qu -Year 2- Words with or, aw, au</p> <p>SPELLING</p> <p>-Write out spelling list words</p> <p>READING</p> <p>Independent</p> <p>-Read a book on your own and complete Independent Reading activity about the book you chose.</p> <p>Modelled</p> <p>-Listen to 'Ellie's Dragon' on Storybox library https://storyboxlibrary.com.au/stories/ellies-dragon</p> <p>WRITING</p> <p>Draw and label your very own dragon. Include lots of detail and a name.</p> <p>GRAMMAR</p> <p>Proper nouns</p>	<p>PHONICS</p> <p>- Year 1- words with qu - Year 2- Words with or, aw, au</p> <p>SPELLING</p> <p>-Rainbow words</p> <p>READING</p> <p>Independent</p> <p>-Read a book on your own and complete Independent Reading activity about the book you chose.</p> <p>Modelled</p> <p>-Listen again to 'Ellie's Dragon' on Storybox library https://storyboxlibrary.com.au/stories/ellies-dragon</p> <p>WRITING</p> <p>Write a list (5-7) of adjectives that describe your dragon.</p> <p>GRAMMAR</p> <p>Proper nouns</p>	<p>PHONICS</p> <p>- Year 1- words with qu - Year 2- Words with or, aw, au</p> <p>SPELLING</p> <p>-spelling boxes</p> <p>READING</p> <p>Independent</p> <p>-Read a book on your own and complete Independent Reading activity about the book you chose.</p> <p>Modelled</p> <p>-Listen again to 'Ellie's Dragon' on Storybox library https://storyboxlibrary.com.au/stories/ellies-dragon</p> <p>WRITING</p> <p>Write about your dragon- what is it's name, what does it look like, what does it do</p> <p>GRAMMAR</p> <p>Proper nouns</p>	<p>PHONICS</p> <p>- Year 1- words with qu - Year 2- Words with or, aw, au</p> <p>SPELLING</p> <p>- Write 3-4 sentences using some of your spelling words</p> <p>READING</p> <p>Independent</p> <p>-Read a book on your own and complete Independent Reading activity about the book you chose.</p> <p>WRITING</p> <p>Re-read & edit your writing from yesterday.</p> <p>GRAMMAR</p> <p>Proper nouns</p>	<p>PHONICS</p> <p>- Year 1- words with qu - Year 2- Words with or, aw, au</p> <p>SPELLING</p> <p>- Get someone in your family to give you a spelling test on your list words</p> <p>READING</p> <p>Independent</p> <p>-Read a book from PM readers online (or a book from home)</p> <p>HANDWRITING</p> <p>Practise: Oo</p> <p>GRAMMAR</p> <p>Proper nouns</p>
LOOK AT THE NEXT PAGE				

MATHEMATICS

Monday	Tuesday	Wednesday	Thursday	Friday
Maths Yr 2- Addition - Split Yr 1 - addition to 20	Maths Yr 2- Addition - Split Yr 1- subtraction to 15	Maths Yr 2- Subtraction - Split Yr 1- doubles/near doubles	Maths Yr 2- Subtraction - Split Yr 1- addition problems to 20 (worded)	Maths Yr 2- Word Problem +/- Yr 1- subtraction problems to 20 (worded)

OTHER LEARNING

Geography: Address the envelope activity	Science Spaghetti fun. 1. If you can listen to the YouTube video- "Spaghetti" - Silverstein 2. Observe spaghetti when it is uncooked 3. Cook 200-300 grams of spaghetti and make observations 4. Fill in the table and describe spaghetti before and after it is cooked. - Some words have been put in there for you	Art Using the lid of an empty egg carton and some paint, make some special furniture for a friend like Scratch from <i>Ellie's Dragon</i> https://storyboxlibrary.com.au/short_films/ellies-dragon-activity-time	PD/H: My Strengths: Discuss your strengths with a family member. Draw a picture of yourself and then write or draw some of your strengths around the outside.	Friendly Friday Free Play !
--	---	--	---	-----------------------------

Upload your work to Seesaw daily. Thank you

Marvellous Monday

On Monday complete the activities on the following pages.

Look at Monday on the timetable to check the tasks.

Stage One Learning from Home Plan- Week 6 Term 3 2021

Monday	Tuesday	Wednesday	Thursday	Friday???
ENGLISH				
<p>PHONICS</p> <p>-Year 1- words with qu -Year 2- Words with or, aw, au</p> <p>SPELLING</p> <p>-Write out spelling list words</p> <p>READING</p> <p>Independent</p> <p>-Read a book on your own and complete Independent Reading activity about the book you chose.</p> <p>Modelled</p> <p>-Listen to 'Ellie's Dragon' on Storybox library https://storyboxlibrary.com.au/stories/ellies-dragon</p> <p>WRITING</p> <p>Draw and label your very own dragon. Include lots of detail and a name.</p> <p>GRAMMAR</p> <p>Proper nouns</p>	<p>PHONICS</p> <p>- Year 1- words with qu - Year 2- Words with or, aw, au</p> <p>SPELLING</p> <p>-Rainbow words</p> <p>READING</p> <p>Independent</p> <p>-Read a book on your own and complete Independent Reading activity about the book you chose.</p> <p>Modelled</p> <p>-Listen again to 'Ellie's Dragon' on Storybox library https://storyboxlibrary.com.au/stories/ellies-dragon</p> <p>WRITING</p> <p>Write a list (5-7) of adjectives that describe your dragon.</p> <p>GRAMMAR</p> <p>Proper nouns</p>	<p>PHONICS</p> <p>- Year 1- words with qu - Year 2- Words with or, aw, au</p> <p>SPELLING</p> <p>-spelling boxes</p> <p>READING</p> <p>Independent</p> <p>-Read a book on your own and complete Independent Reading activity about the book you chose.</p> <p>Modelled</p> <p>-Listen again to 'Ellie's Dragon' on Storybox library https://storyboxlibrary.com.au/stories/ellies-dragon</p> <p>WRITING</p> <p>Write about your dragon- what is it's name, what does it look like, what does it do</p> <p>GRAMMAR</p> <p>Proper nouns</p>	<p>PHONICS</p> <p>- Year 1- words with qu - Year 2- Words with or, aw, au</p> <p>SPELLING</p> <p>- Write 3-4 sentences using some of your spelling words</p> <p>READING</p> <p>Independent</p> <p>-Read a book on your own and complete Independent Reading activity about the book you chose.</p> <p>WRITING</p> <p>Re-read & edit your writing from yesterday.</p> <p>GRAMMAR</p> <p>Proper nouns</p>	<p>PHONICS</p> <p>- Year 1- words with qu - Year 2- Words with or, aw, au</p> <p>SPELLING</p> <p>- Get someone in your family to give you a spelling test on your list words</p> <p>READING</p> <p>Independent</p> <p>-Read a book from PM readers online (or a book from home)</p> <p>HANDWRITING</p> <p>Practise: Oo</p> <p>GRAMMAR</p> <p>Proper nouns</p>
LOOK AT THE NEXT PAGE				

MATHEMATICS

Monday	Tuesday	Wednesday	Thursday	Friday
Maths Yr 2- Addition - Split Yr 1 - addition to 20	Maths Yr 2- Addition - Jump Yr 1- subtraction to 15	Maths Yr 2- Subtraction - Split Yr 1- doubles/near doubles	Maths Yr 2- Subtraction - Jump Yr 1- addition problems to 20 (worded)	Maths Yr 2- Word Problem +/- Yr 1- subtraction problems to 20 (worded)

OTHER LEARNING

Geography: Address the envelope activity	Science Spaghetti fun. 1. If you can listen to the YouTube video- "Spaghetti" - Silverstein 2. Observe spaghetti when it is uncooked 3. Cook 200-300 grams of spaghetti and make observations 4. Fill in the table and describe spaghetti before and after it is cooked. - Some words have been put in there for you	Art Using the lid of an empty egg carton and some paint, make some special furniture for a friend like Scratch from <i>Ellie's Dragon</i> https://storyboxlibrary.com.au/short_films/ellies-dragon-activity-time	PD/H: My Strengths: Discuss your strengths with a family member. Draw a picture of yourself and then write or draw some of your strengths around the outside.	Friendly Friday Free Play !
--	---	--	---	-----------------------------

Upload your work to Seesaw daily. Thank you

Name: _____

AW AU SORT IT OUT!

Write the words in the correct column!

<u>aw</u>	<u>au</u>

dawn	straw	haul	auto
fault	crawl	paw	sauce
hawk	haunt	pause	claw

Year 2 Spelling list - Monday Week 6



Read, write and hear the “or” sound in words (or, au,aw)

Week 6 List


Word list	<i>Extension words</i>	<u>My words</u> Select any 10 words from the list to learn this week. Write them below.
born	daughter	
horse	fortune	
more	fought	
torch	bought	
paw	naughty	
prawn	August	
straw	thoughtful	
drawing	yourself	
pause	corner	
your	towards	
walk	explorer	
water		
friend		
because		
always		

Independent Reading

(PMeCollection online, Book from own library, Epic Books online)

Title of book read: _____

Task: List the main events/facts of the story



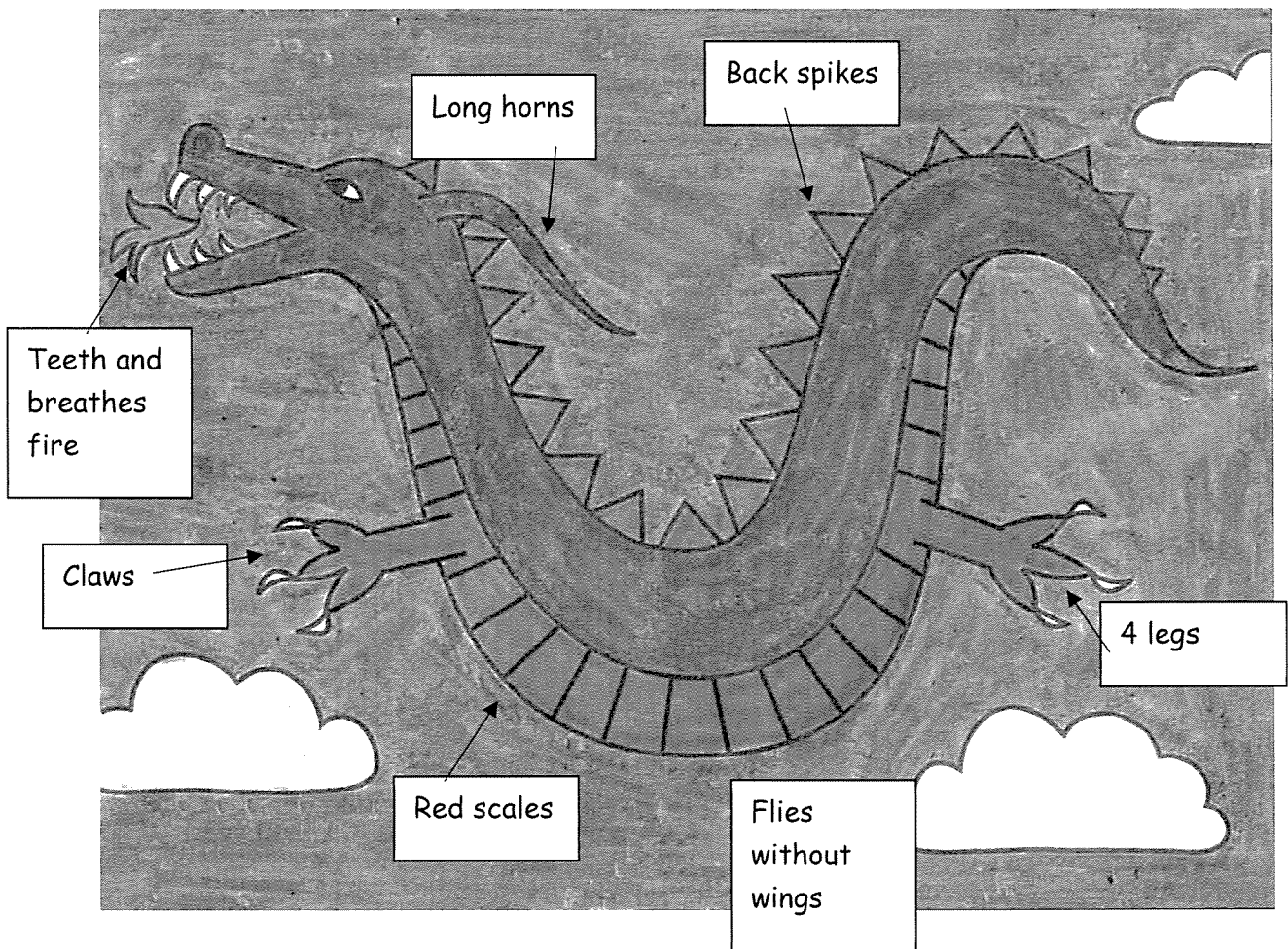
Monday Writing – Plan

WALT: plan our writing using pictures

Task – Draw your own dragon and label its features.

Think about its colour, how many arms or legs, its name and any other interesting features like a scar or horns.


Dragon's Name: Henry the Dragon



Task – Draw, label and colour your own dragon. Remember to label its features and give it a name.

You can draw it landscape or portrait.


Dragon's Name: _____





people

Sam is my friend.



places

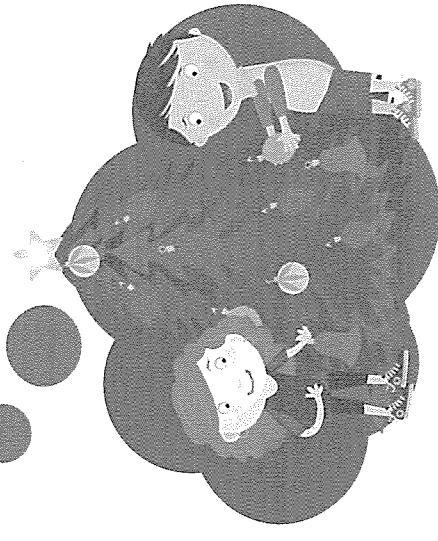
I am going to **London**
for a holiday.

**Proper
Nouns**
are the names of people,
places, objects and events.



**products
& businesses**

I got my new sneakers from **Super Swift Shoes**.



events

I can't wait for **Christmas**.

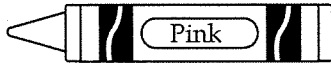
Name: _____

Date : _____

Common and Proper Nouns

Colour the nouns using the colour code below:

common noun



proper noun



Ms. Jane

corn

song

India

dog

turkey

city

hotel

Sunday

newspaper

Lucknow

friend

December

beach

truck

hospital

girl

Australia

school

John

Split Strategy

The numbers in the equation are 'split' into tens and ones and added separately and then they are put back together.

$$\begin{array}{c} 56 + 33 = \\ \swarrow \quad \searrow \quad \swarrow \quad \searrow \\ 50 \quad 6 \quad 30 \quad 3 \end{array}$$

$$50 + 30 = 80$$

$$6 + 3 = 9$$

$$80 + 9 = 89$$

Complete the following addition problems using the split strategy. Remember to show your working out.

a) $37 + 42 =$	d) $45 + 63 =$
b) $72 + 36 =$	e) $62 + 46 =$
c) $66 + 45 =$	f) $74 + 35 =$

Split Strategy Addition

Find the answer to each calculation using the split strategy method.

a) $37 + 21 =$

d) $23 + 33 =$

b) $32 + 36 =$

e) $61 + 11 =$

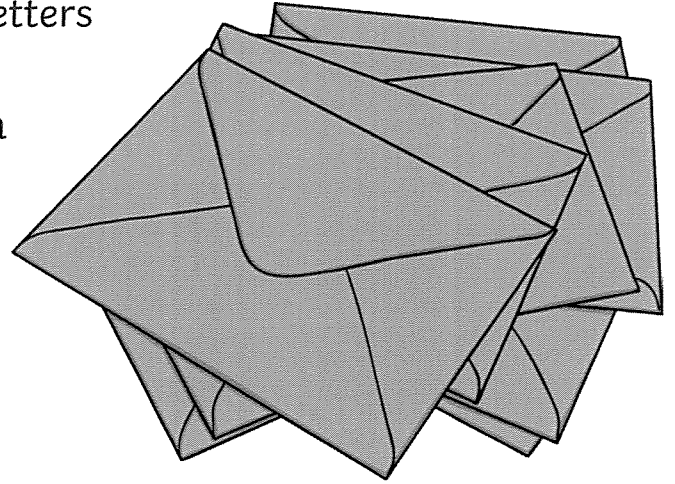
c) $15 + 43 =$

f) $42 + 44 =$

Address the Envelope

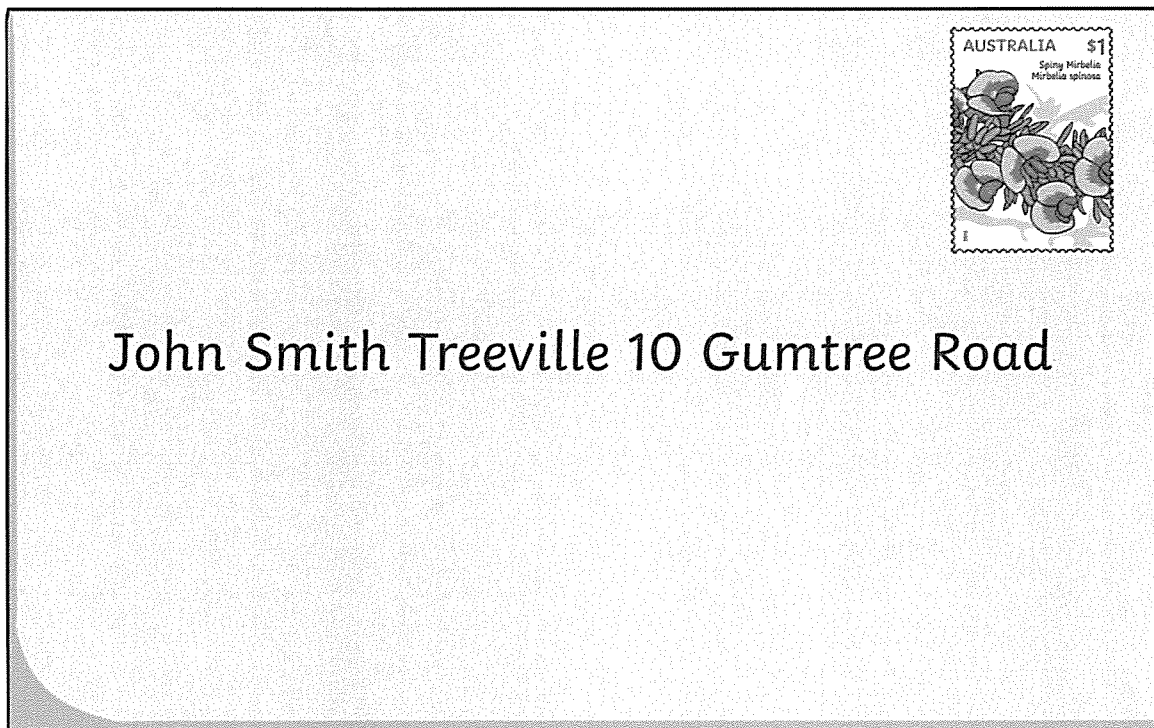
Envelopes are very useful when sending letters in the mail. In order to send a letter you need to know how to correctly address an envelope so that it gets to the person you are sending it to.

Envelopes that aren't addressed correctly often don't make it to the person you are trying to send it to.



All envelopes need to include a name, street address, suburb or town, state and postcode.

Have a look at the envelope below.

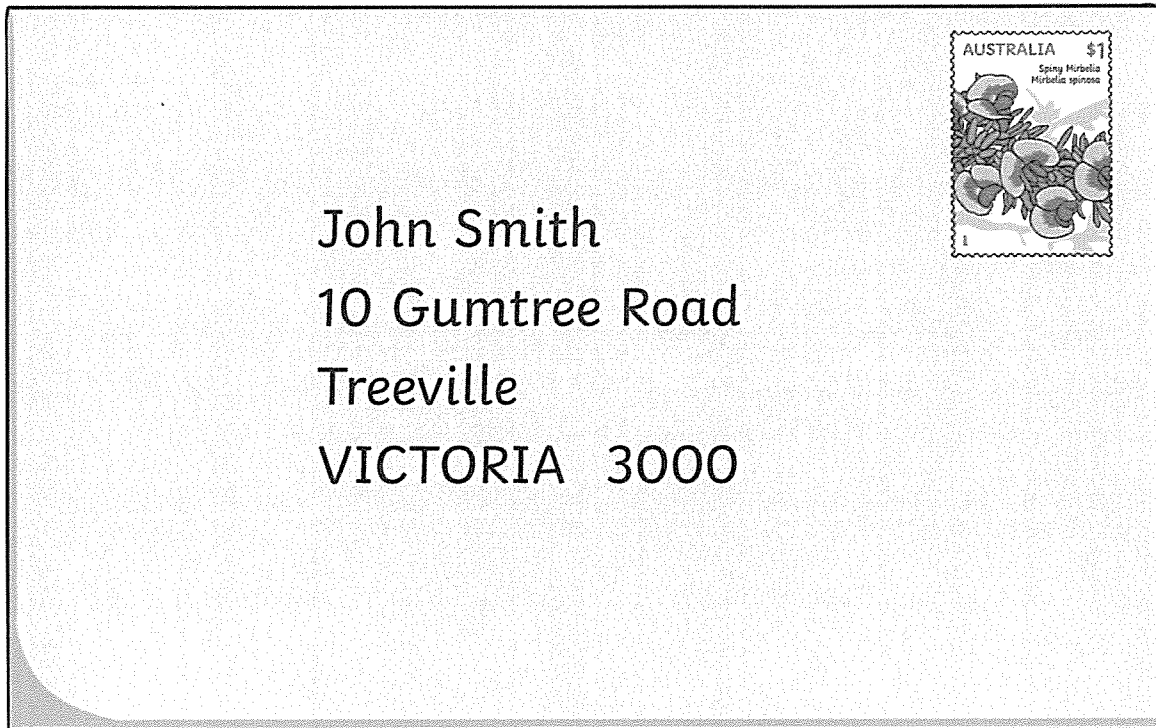


This envelope includes the person's name, the suburb and the street address, but it's missing the state and the postcode.

Address the Envelope

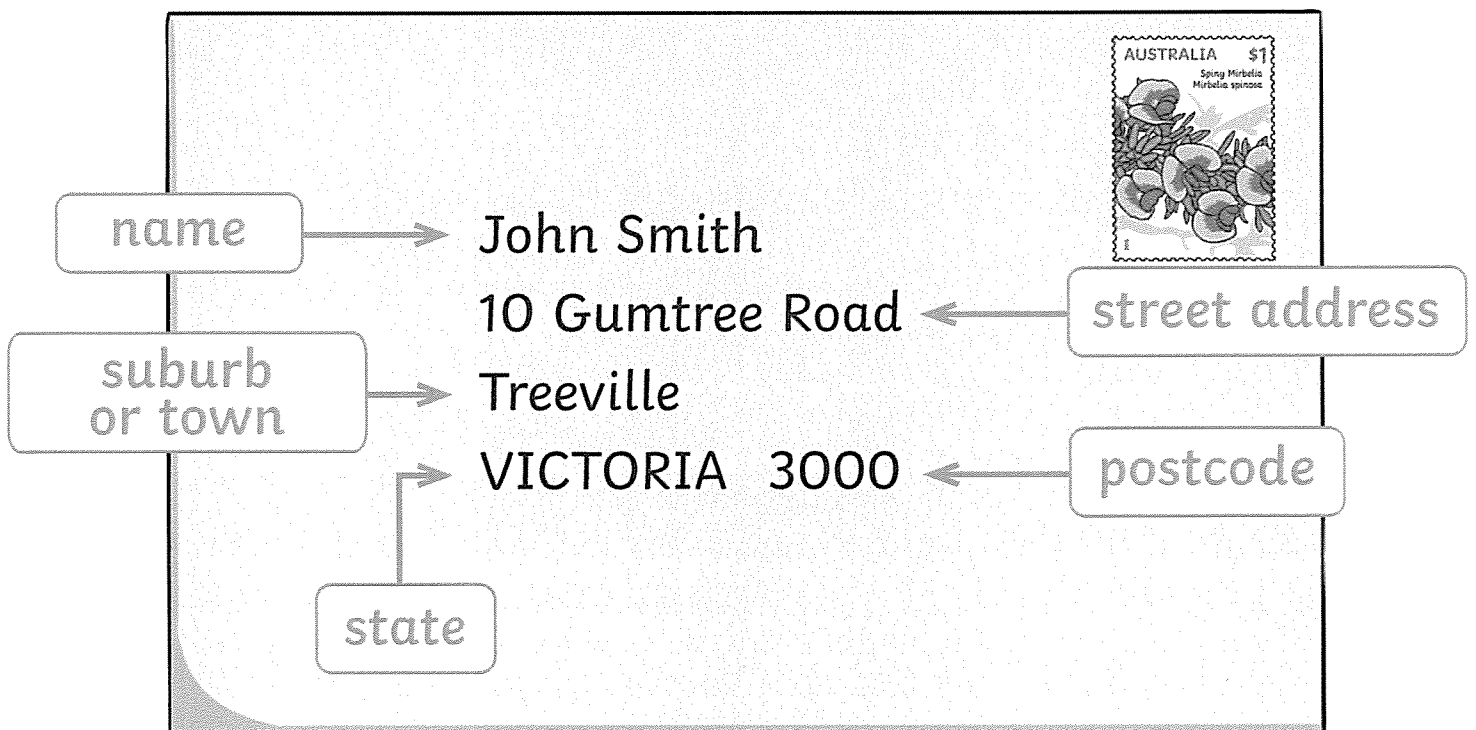
Let's see if we can make it look better.

How's this?




This is much better.

We can see all of the elements that we want to see for a letter to get to where it needs to go.



Address the Envelope

Have a go at writing your own envelope to yourself at your own address.



Write a letter and draw a picture describing where you live, which includes your address.

Where do I live?

Dear _____

From _____

Terrific Tuesday

On Tuesday complete the activities on the following pages.


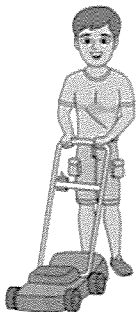
Look at Tuesday on the timetable to check the tasks.

AU and AW


word bank

saw draw lawn crawl
August caught sauce haul

1. I like spaghetti topped with _____ .
2. We start school in the month of _____ .
3. My dad mows the _____ .
4. My baby sister learned to _____ .
5. I just _____ a cool movie at the theater.
6. The movers will _____ our furniture.
7. I finally _____ the mouse in my house.
8. I like to _____ with colored pencils.



Rainbow Write



Directions

1. Write your words with any color
2. Trace the words with different colors
3. Record yourself reading your words

Example:

like

Independent Reading

(PMeCollection online, Book from own library, Epic Books online)

Title of book read: _____

Task: Draw your favourite part of the story

Tuesday Writing

WALT: Think of a range of adjectives (describing words) to improve our writing.

Below are some examples of adjectives

funny	bad	sweet	teeny	pretty	happy
witty	terrible	friendly	tiny	beautiful	joyful
silly	awful	helpful	little	gorgeous	proud
humorous	horrible	kind	small	glorious	exciting

My adjective list example


Glorious long body	Razor sharp claws	Curvy horns	Pretty Teeth	Powerful tail
-----------------------	----------------------	-------------	--------------	---------------

Task - Write a list of adjectives that describe your dragon

W.I.L.F:

Year 1: 5-6 adjectives

Year 2: 6-8+ adjectives



Name _____

Date _____

Common Nouns and Proper Nouns – Sorting Task

Common Nouns - the names of people, places or things.

Proper Nouns - the names of specific people, places and things.

--	--



Name _____

Date _____

Common Nouns and Proper Nouns – Sorting Task


Cut out the pictures and sort them into common nouns and proper nouns. Glue the pictures into the correct column on the table.



butterfly



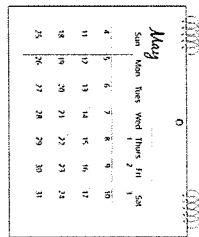
Australia



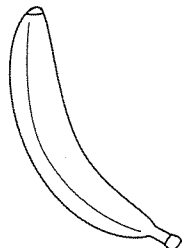
dog



dinosaur



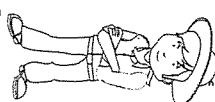
May




banana




Mrs. Thomas




farmer



Sarah



octopus




Crunch Time



Professor Moody




Barbie



Tyrannosaurus



milk



school

Split Strategy Addition

Find the answer to each calculation using the split strategy method.

a) $77 + 21 =$

d) $43 + 59 =$

b) $27 + 66 =$

e) $67 + 36 =$

c) $53 + 65 =$

f) $71 + 44 =$

Split Strategy Addition

Find the answer to each calculation using the split strategy method.

a) $79 + 42 =$

d) $83 + 53 =$

b) $132 + 126 =$

e) $227 + 131 =$

c) $146 + 122 =$


f) $311 + 144 =$

Spaghetti Fun

1. If you can, listen to the YouTube video- "Spaghetti"- Silverstein
2. Observe the spaghetti when it is uncooked and make observations
3. Cook 200-300 grams of spaghetti and make observations
4. Fill in the table and describe spaghetti before and after it is cooked.
 - Some words have been put in there for you

Spaghetti	
Spot the difference	
Uncooked Spaghetti	Cooked Spaghetti
Straight hard	Sticky Rolls

5. Using the cooked spaghetti create a picture of your choosing.
 - These examples are from the You Tube story. "spaghetti"- Silverstein
 - You could create an artwork of something you have been doing at home



Wonderful Wednesday


On Wednesday complete the activities on the following pages.

Look at Wednesday on the timetable to check the tasks.

Name: _____

Date: _____

or



horse

fork _____

corn _____

cord _____

born _____

sort _____

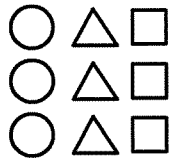
horn _____

form _____

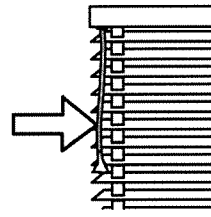
horse _____




fork



sort



cord



horse

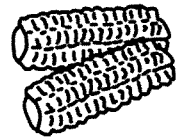
born



form



horn



corn

form

sort

horn

horse

Horns can scare horses.



Horns

Independent Reading

(PMeCollection online, Book from own library, Epic Books online)

Title of book read: _____

Task: Draw and label a character/event from the book.

Wednesday Writing - Sample

WALT: describe our imaginary character

Task- Write about your dragon- what is its name, what does it look like, what does it do, where does it live etc. Use your plans from Monday and Tuesday to help you.

WILF:

Year 1 - write 5-6 lines.


Year 2 - write 2 paragraphs (3-4 lines each)

Remember your: adjectives, capital letters, full stops, spelling strategies.

Henry the Dragon

Henry the Dragon is a friendly dragon who displays helpful behaviour towards his friends. His glorious, long body is covered in tough, teeny red scales that shine in the sunlight. With 4 strong legs that end with razor sharp claws, Henry can walk and play with his friends. He can breathe boiling hot fire from his mouth that is full of pretty teeth which can be seen when he smiles. Henry is extremely proud of his ability to fly since he has no wings as he uses magic to soar through the clouds.

Henry loves to play with his friends, Sally the Unicorn and Ryan the goblin. His friends always laugh when he tells a funny joke. They all love to play soccer together and Henry is the goalkeeper. His strong tail is good for stopping the other teams' shots but he needs to be careful not to pop the ball with his curvy pointed horns. All the friends live in a mystical forest where Henry's house is a giant cave. The cave is great for sleepovers as there is lots of space and even an indoor lake full of clear blue water.



Name: _____

A series of 19 horizontal lines for writing, spaced evenly down the page.




Name: _____

Blank lined writing area consisting of 20 horizontal lines.

Name: _____

Proper and Common Noun Sort

Sort the nouns into the correct boxes.

Common Nouns	Proper Nouns
	

Sydney Harbour Bridge	dog	building bricks	pencil
September	zoo	Melbourne	kangaroo
table	holiday	Friday	Ned Kelly
school	Great Barrier Reef	Australia	week
Uluru	Jupiter	teacher	footballer
winter	Captain Cook	library	Ishan

Split Strategy - Subtraction

$27 - 15 =$

$46 - 23 =$

$38 - 17 =$

$56 - 34 =$


$45 - 42 =$

$64 - 22 =$

$78 - 31 =$


$87 - 53 =$

Art- Draw a baby dragon.



BABY DRAGON

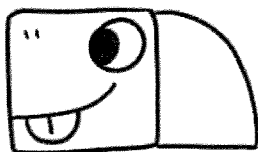
1




3




4




5




6



7



8



Draw a picture of a baby dragon

Thriving Thursday

On Thursday complete the activities on the following pages.

Look at Thursday on the timetable to check the tasks.

Name _____

Date _____

m n b y s t r a w r
d e p a u g u s t c
r s q w l o y a l h
a p j n f i f u c o
w o w e z x t c y i
a i l d h o x e m c
m l p v b v o i c e
j o y f u l t e x a
t u i o p v x a w b

Word Bank

August spoil joyful
voice draw loyal
sauce straw yawned
choice

Write 3 sentences using these words!

1. _____

2. _____

3. _____

Spelling Word Sentences

Use your spelling words to write 3-4 interesting sentences.

Independent Reading

(PMeCollection online, Book from own library, Epic Books online)

Title of book read: _____

Task: Review the book.

Did you like the book?

Rate the book by colouring in the stars.



Why would you recommend this book?

Thursday Writing -

WALT: *Edit and revise our writing*

Task- Finish your writing from yesterday. Then edit and revise your writing.

WILF:

Year 1: Capital letters, full stops, makes sense, punctuation

Year 2: Capital letters, full stops, makes sense, punctuation


Common and proper nouns

Nouns Worksheet

Underline proper nouns and double underline common nouns.

- 1) Mr. Brown walked his dog down the street.
- 2) Before crossing Main Street, look both ways.
- 3) Tanner is younger than his brother.
- 4) Mrs. Smith teaches students how to read.
- 5) My dad took us to the restaurant.
- 6) After dinner, we will go to Centennial Park.
- 7) I like the food at Maroni's.
- 8) The team will play in the Grand Stadium!
- 9) The train will stop at Union Station.
- 10) Mr. McCready visits his mother every week.

*Proper nouns are names for a particular person, place or thing:
Mrs. Phillips,
Buckingham Palace*



Split Strategy - Subtraction

$67 - 25 =$

$96 - 63 =$

$88 - 47 =$

$76 - 34 =$

$95 - 82 =$

$99 - 34 =$

$87 - 53 =$

$235 - 123 =$

My Strengths

List 3 of your strengths below.

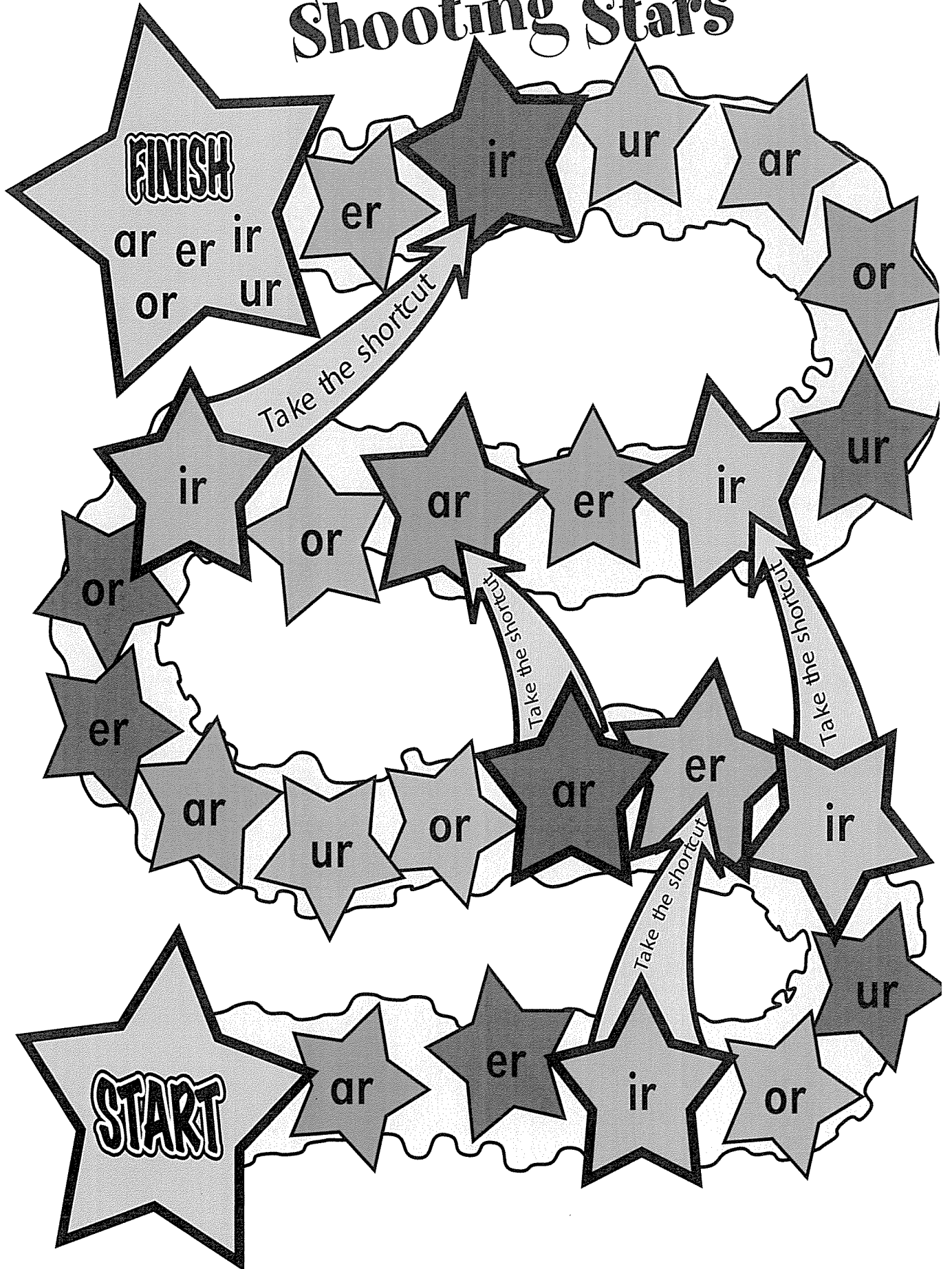
Extension: Describe why these are your strengths.

Fabulous Friday

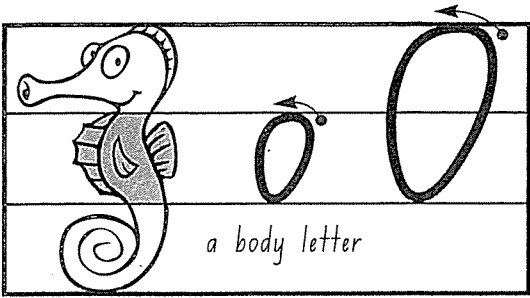
On Friday complete the activities on the following pages.

Look at Friday on the timetable to check the tasks.


Shooting Stars



Spelling test



Trace the scribble pattern.

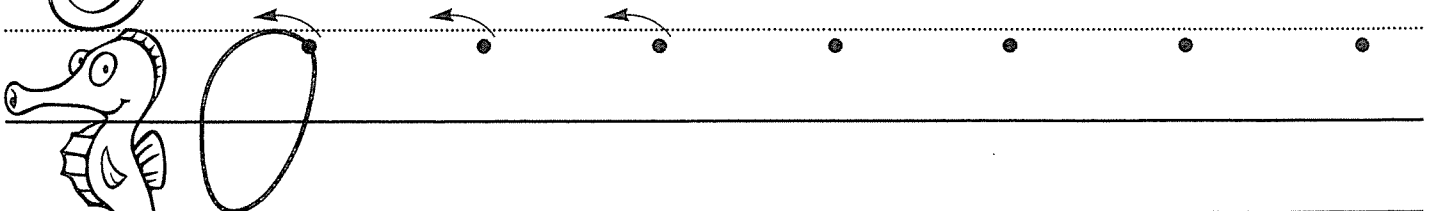
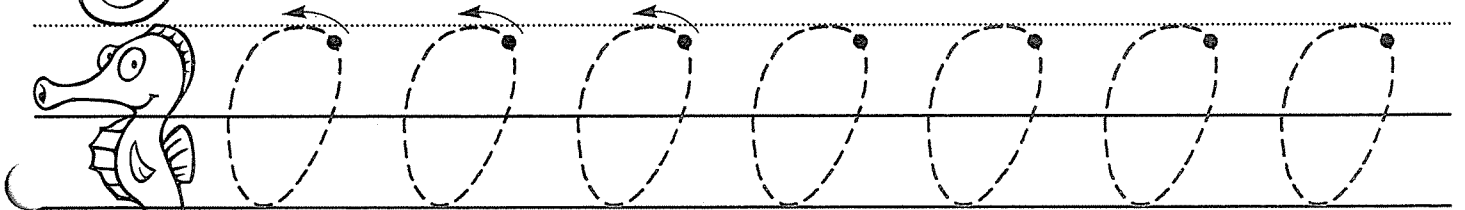
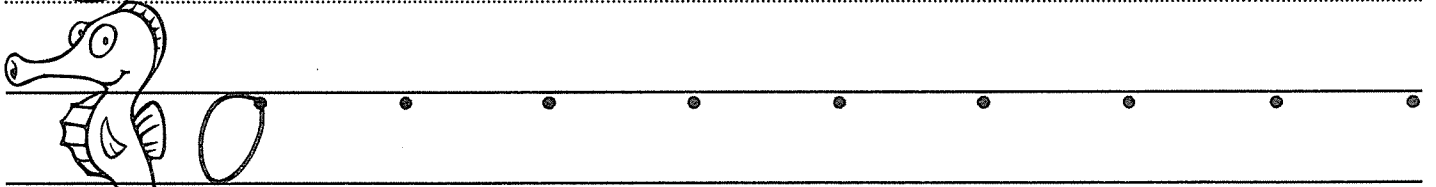
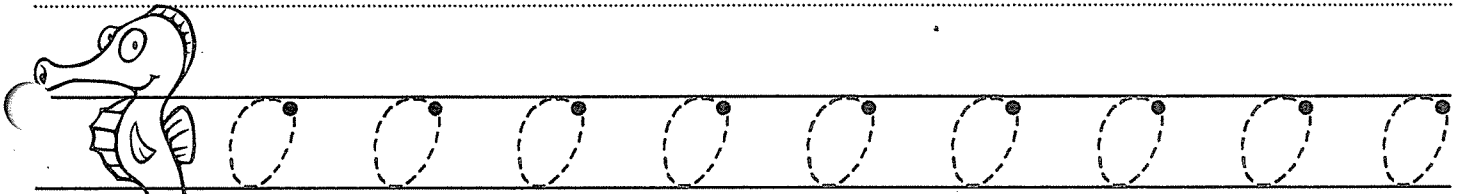


Track.



Colour the parts of the seahorse that show where the letter o sits.

Put a around your best o and O.

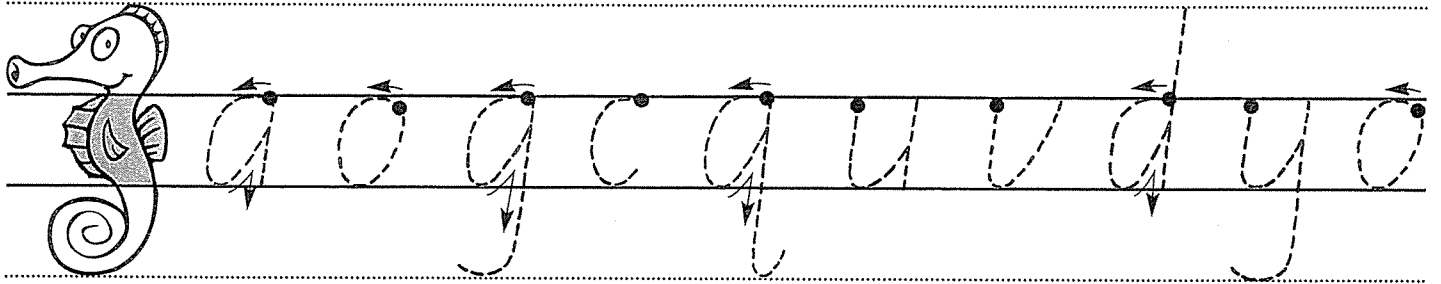


Find the o's.

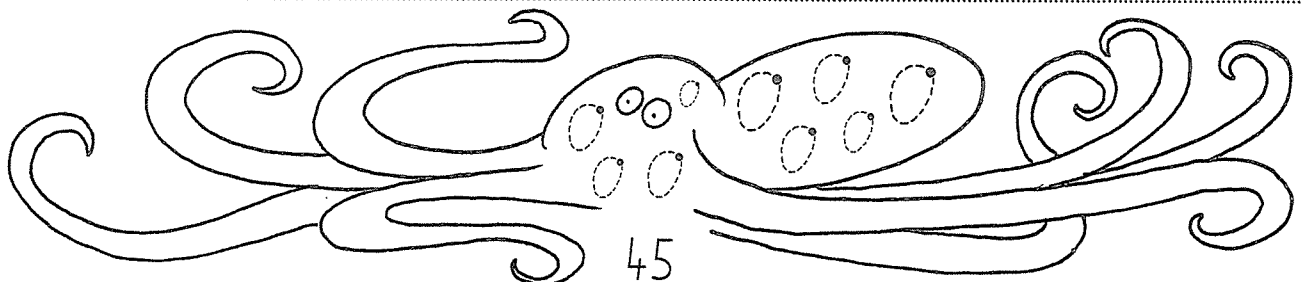

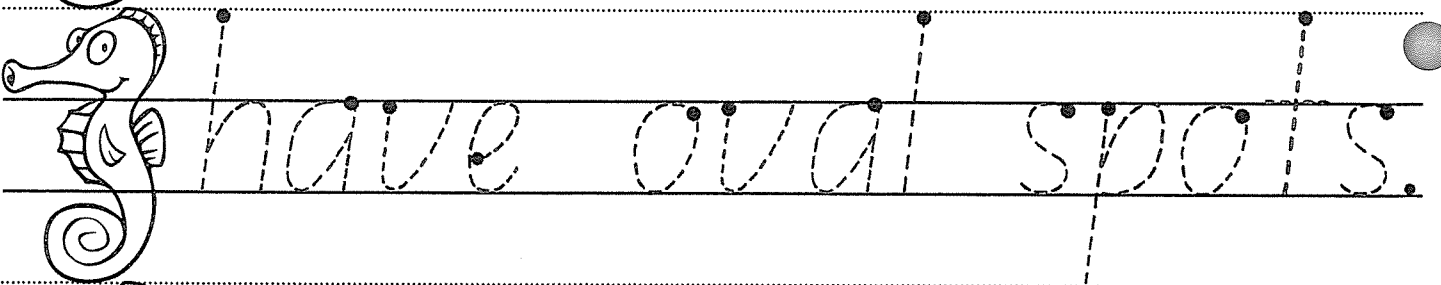

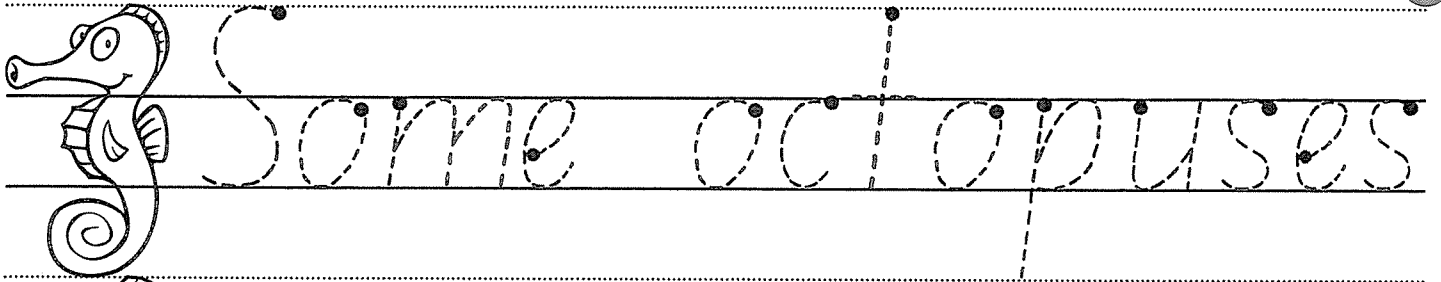
Wave pattern



Trace the body letters.




Trace, then copy. Underline the o's.



Common
Nouns

Proper
Nouns



© Lindy ou Plessis 2014

Jack

car

Texas

Nike

Jenny

man

tree

milk

girl

Ford

Oreos

book

school

Elm Street

street

city

Dallas

Mr. Green

















Name _____

Date _____



ADDITION SUBTRACTION PROBLEMS UP TO 100 SHEET 2B

Work out the answers to these addition and subtraction word problems.

		WORKING OUT
1)	There are 46  walking in the park. 27 more  come into the park. How many  are there in total? _____	
2)	I pick 65  . I eat 18  . How many  do I have left? _____	
3)	Sally reads 53  . Captain reads 24  . How many more books did Sally read? _____	
4)	There are 62  in a pond. There are 29 more  in the grass. How many  are there altogether? _____	
5)	A pie shop has 75  . I buy 38  from the shop. How many  are left in the shop? _____	
6)	Newton builds 47  on the beach. Quadra builds 35  . What is the sum? _____	